

[CLICK HERE](#) to return to the home page



Department
of the
Treasury


Internal
Revenue
Service

Publication 537

Cat. No. 15067V

Installment Sales

For use in preparing
2021 Returns



Get forms and other information faster and easier at:

- [IRS.gov](https://www.irs.gov) (English)
- [IRS.gov/Korean](https://www.irs.gov/korean) (한국어)
- [IRS.gov/Spanish](https://www.irs.gov/spanish) (Español)
- [IRS.gov/Russian](https://www.irs.gov/russian) (Русский)
- [IRS.gov/Chinese](https://www.irs.gov/chinese) (中文)
- [IRS.gov/Vietnamese](https://www.irs.gov/vietnamese) (Tiếng Việt)

Contents

Future Developments	1
Introduction	2
What's an Installment Sale?	2
General Rules	2
Figuring Installment Sale Income	3
Other Rules	4
Electing Out of the Installment Method	4
Payments Received or Considered Received	5
Escrow Account	6
Depreciation Recapture Income	6
Sale to a Related Person	6
Like-Kind Exchange	8
Contingent Payment Sale	8
Single Sale of Several Assets	8
Sale of a Business	8
Unstated Interest and Original Issue Discount (OID)	10
Disposition of an Installment Obligation	11
Repossession	12
Interest on Deferred Tax	15
Special Rules for Capital Gains Invested in QOF	16
Reporting an Installment Sale	17
How To Get Tax Help	17
Index	21

Future Developments

For the latest information about developments related to Pub. 537, such as legislation enacted after it was published, go to [IRS.gov/Pub537](https://www.irs.gov/pub537).

Reminders

Reporting form for Qualified Opportunity Fund (QOF) investments. Form 8997, Initial and Annual Statement of Qualified Opportunity Fund (QOF) Investments, is used to report holdings, deferred gains, and dispositions of QOF investments. See the instructions for Form 8997 for more information.

Like-kind exchanges. Beginning after December 31, 2017, section 1031 like-kind exchange treatment applies only to exchanges of real property held for use in a trade or business or for investment, other than real property held primarily for sale. See [Like-Kind Exchange](#), later.

Photographs of missing children. The IRS is a proud partner with the [National Center for Missing & Exploited Children® \(NCMEC\)](#). Photographs of missing children selected by the Center may appear in this publication on pages that would otherwise be blank. You can help bring these children home by looking at the

photographs and calling 1-800-THE-LOST (1-800-843-5678) if you recognize a child.

Introduction

Note. Section references within this publication are to the Internal Revenue Code, and regulation references are to the Income Tax Regulations under the Code.

Installment sale. An installment sale is a sale of property where you receive at least one payment after the tax year of the sale. If you realize a gain on an installment sale, you may be able to report part of your gain when you receive each payment. This method of reporting gain is called the installment method. You can't use the installment method to report a loss. You can choose to report all of your gain in the year of sale.

This publication discusses the general rules that apply to using the installment method. It also discusses more complex rules that apply only when certain conditions exist or certain types of property are sold.

If you sell your home or other nonbusiness property under an installment plan, you may need to read only the [General Rules](#) section, later. If you sell business or rental property or have a like-kind exchange or other complex situation, also see the appropriate discussion under [Other Rules](#), later.

Comments and suggestions. We welcome your comments about this publication and suggestions for future editions.

You can send us comments through [IRS.gov/FormComments](https://www.irs.gov/FormComments). Or, you can write to the Internal Revenue Service, Tax Forms and Publications, 1111 Constitution Ave. NW, IR-6526, Washington, DC 20224.

Although we can't respond individually to each comment received, we do appreciate your feedback and will consider your comments and suggestions as we revise our tax forms, instructions, and publications. **Don't** send tax questions, tax returns, or payments to the above address.

Getting answers to your tax questions. If you have a tax question not answered by this publication or the [How To Get Tax Help](#) section at the end of this publication, go to the IRS Interactive Tax Assistant page at [IRS.gov/Help/ITA](https://www.irs.gov/Help/ITA) where you can find topics by using the search feature or viewing the categories listed.

Getting tax forms, instructions, and publications. Go to [IRS.gov/Forms](https://www.irs.gov/Forms) to download current and prior-year forms, instructions, and publications.

Ordering tax forms, instructions, and publications. Go to [IRS.gov/OrderForms](https://www.irs.gov/OrderForms) to order current forms, instructions, and publications; call 800-829-3676 to order prior-year forms and instructions. The IRS will process your order for forms and publications as soon as possible. **Don't** resubmit requests you've already sent us. You can get forms and publications faster online.

Useful Items

You may want to see:

Publication

- 523** Selling Your Home
- 535** Business Expenses
- 541** Partnerships
- 544** Sales and Other Dispositions of Assets
- 550** Investment Income and Expenses
- 551** Basis of Assets
- 4895** Tax Treatment of Property Acquired From a Decedent Dying in 2010

Form (and Instructions)

- Schedule A (Form 1040)** Itemized Deductions
- Schedule B (Form 1040)** Interest and Ordinary Dividends
- Schedule D (Form 1040)** Capital Gains and Losses
- Schedule D (Form 1041)** Capital Gains and Losses
- Schedule D (Form 1065)** Capital Gains and Losses
- Schedule D (Form 1120)** Capital Gains and Losses
- Schedule D (Form 1120-S)** Capital Gains and Losses and Built-in Gains
- 1040** U.S. Individual Income Tax Return
- 1040-NR** U.S. Nonresident Alien Income Tax Return
- 1040-SR** U.S. Income Tax Return for Seniors
- 1120** U.S. Corporation Income Tax Return
- 1120-F** U.S. Income Tax Return of a Foreign Corporation
- 4797** Sales of Business Property
- 6252** Installment Sale Income
- 8594** Asset Acquisition Statement Under Section 1060
- 8949** Sales and Other Dispositions of Capital Assets
- 8997** Initial and Annual Statement of Qualified Opportunity Fund (QOF) Investments

What's an Installment Sale?

An installment sale is a sale of property where you receive at least one payment after the tax year of the sale.

The rules for installment sales don't apply if you elect not to use the installment method (see [Electing Out of the Installment Method](#), later) or the transaction is one for which the installment method may not apply.

The installment sales method can't be used for the following.

Sale of inventory. The regular sale of inventory of personal property doesn't qualify as an installment sale even if you receive a payment after the year of sale. See [Sale of a Business](#), later.

Dealer sales. Sales of personal property by a person who regularly sells or otherwise disposes of the same type of personal property on the installment plan aren't installment sales. This rule also applies to real property held for sale to customers in the ordinary course of a trade or business. However, the rule doesn't apply to an installment sale of property used or produced in farming.

Special rule. Dealers of timeshares and residential lots can treat certain sales as installment sales and report them under the installment method if they elect to pay a special interest charge. For more information, see section 453(l).

Stock or securities. You can't use the installment method to report gain from the sale of stock or securities traded on an established securities market. You must report the entire gain on the sale in the year in which the trade date falls.

Installment obligation. The buyer's obligation to make future payments to you can be in the form of a deed of trust, note, land contract, mortgage, or other evidence of the buyer's debt to you.

General Rules

If a sale qualifies as an installment sale, the gain must be reported under the installment method unless you elect out of using the installment method.

See [Electing Out of the Installment Method](#), later, for information on recognizing the entire gain in the year of sale.

Fair market value (FMV). This is the price at which property would change hands between a willing buyer and a willing seller, neither being under any compulsion to buy or sell and both having a reasonable knowledge of all the necessary facts.

Sale at a loss. If your sale results in a loss, you can't use the installment method. If the loss is on an installment sale of business or investment property, you can deduct it only in the tax year of sale.

Unstated interest. If your sale calls for payments in a later year and the sales contract provides for little or no interest, you may have to figure unstated interest, even if you have a loss. See [Unstated Interest and Original Issue Discount \(OID\)](#), later.

Figuring Installment Sale Income

You can use the following discussions or Form 6252 to help you determine gross profit, contract price, gross profit percentage, and installment sale income.

Each payment on an installment sale usually consists of the following three parts.

- Interest income.
- Return of your adjusted basis in the property.
- Gain on the sale.

In each year you receive a payment, you must include in income both the interest part and the part that's your gain on the sale. You don't include in income the part that's the return of your basis in the property. Basis is the amount of your investment in the property for installment sale purposes.

Interest Income

You must report interest as ordinary income. Interest is generally not included in a down payment. However, you may have to treat part of each later payment as interest, even if it's not called interest in your agreement with the buyer. Interest provided in the agreement is called stated interest. If the agreement doesn't provide for enough stated interest, there may be unstated interest or original issue discount (OID). See [Unstated Interest and Original Issue Discount \(OID\)](#), later.

Adjusted Basis and Installment Sale Income (Gain on Sale)

After you've determined how much of each payment to treat as interest, you treat the rest of each payment as if it were made up of two parts.

- A tax-free return of your adjusted basis in the property.
- Your gain (referred to as installment sale income on Form 6252).

Figuring adjusted basis for installment sale purposes. You can use [Worksheet A](#) to figure your adjusted basis in the property for installment sale purposes. When you've completed the worksheet, you will also have determined the gross profit percentage necessary to figure your installment sale income (gain) for this year.

Selling price. The selling price is the total cost of the property to the buyer and includes any of the following.

- Any money you are to receive.
- The FMV of any property you are to receive ([FMV](#) is discussed under *General Rules*, earlier).
- Any existing mortgage or other debt the buyer pays, assumes, or takes (a note, mortgage, or any other liability, such as a lien, accrued interest, or taxes you owe on the property).
- Any of your selling expenses the buyer pays.

Don't include stated interest, unstated interest, any amount refigured or recharacterized as interest, or OID.

Adjusted basis for installment sale purposes. Your adjusted basis is the total of the following three items.

- Adjusted basis.
- Selling expenses.
- Depreciation recapture.

Adjusted basis. Basis is your investment in the property for installment sale purposes. The way you figure basis depends on how you acquire the property. The basis of property you buy is generally its cost. The basis of property you inherit, receive as a gift, build yourself, or receive in a tax-free exchange is figured differently.

While you own property, various events may change your original basis. Some events, such as adding rooms or making permanent improvements, increase basis. Others, such as deductible casualty losses or depreciation previously allowed or allowable, decrease basis. The result is adjusted basis.

For more information on how to figure basis and adjusted basis, see Pub. 551. For more information regarding your basis in property you inherited from someone who died in 2010 and whose executor filed Form 8939, Allocation of Increase in Basis for Property Acquired From a Decedent, see Pub. 4895, available at [IRS.gov/Pub/IRS-Prior/p4895--2011.pdf](#).

Selling expenses. Selling expenses relate to the sale of the property. They include commissions, attorney fees, and any other expenses paid on the sale. Selling expenses are added to the basis of the sold property.

Depreciation recapture. If the property you sold was depreciable property, you may need to recapture part of the gain on the sale as ordinary income. See [Depreciation Recapture Income](#), later.

Gross profit. Gross profit is the total gain you report on the installment method.

To figure your gross profit, subtract your adjusted basis for installment sale purposes from the selling price. If the property you sold was your home, subtract from the gross profit any gain you can exclude. See [Sale of your home](#), later.

Contract price. Contract price equals:

1. The selling price, minus
2. The mortgages, debts, and other liabilities assumed or taken by the buyer, plus
3. The amount by which the mortgages, debts, and other liabilities assumed or taken by the buyer exceed your adjusted basis for installment sale purposes.

Gross profit percentage. A certain percentage of each payment (after subtracting interest) is reported as installment sale income. This percentage is called the gross profit percentage and is figured by dividing your gross profit from the sale by the contract price.

The gross profit percentage generally remains the same for each payment you receive. However, see the [Example](#) under *Selling Price Reduced*, later, for a situation where the gross profit percentage changes.

Example. You sell property at a contract price of \$6,000 and your gross profit is \$1,500. Your gross profit percentage is 25% ($\$1,500 \div \$6,000$). After subtracting interest, you report 25% of each payment, including the down payment, as installment sale income from the sale for the tax year you receive the payment. The remainder (balance) of each payment is the tax-free return of your adjusted basis.

Amount to report as installment sale income. Multiply the payments you receive each year (less interest) by the gross profit percentage. The result is your installment sale income for the tax year. In certain circumstances, you may be treated as having received a payment, even though you received nothing directly. A receipt of property or the assumption of a mortgage on the property sold may be treated as a payment. For a detailed discussion, see [Payments Received or Considered Received](#), later.

Worksheet A. Figuring Adjusted Basis and Gross Profit Percentage

Keep for Your Records



1.	Enter the selling price for the property	_____
2.	Enter your adjusted basis for the property	_____
3.	Enter your selling expenses	_____
4.	Enter any depreciation recapture	_____
5.	Add lines 2, 3, and 4. This is your adjusted basis for installment sale purposes	_____
6.	Subtract line 5 from line 1. If zero or less, enter -0-. This is your gross profit	_____
	If the amount entered on line 6 is zero, stop here. You can't use the installment method.	
7.	Enter the contract price for the property	_____
8.	Divide line 6 by line 7. This is your gross profit percentage	_____

Selling Price Reduced

If the selling price is reduced at a later date, the gross profit on the sale will also change. You must then refigure the gross profit percentage for the remaining payments. Refigure your gross profit using [Worksheet B](#). You will spread any remaining gain over future installments.

Example. In 2019, you sold land with a basis of \$40,000 for \$100,000. Your gross profit was \$60,000. You received a \$20,000 down payment and the buyer's note for \$80,000. The note provides for four annual payments of \$20,000 each, plus 8% interest, beginning in 2020. Your gross profit percentage is 60%. You reported a gain of \$12,000 on each payment received in 2019 and 2020.

In 2021, you and the buyer agreed to reduce the purchase price to \$85,000 and payments during 2021, 2022, and 2023 are reduced to \$15,000 for each year.

The new gross profit percentage, 46.67%, is figured on [Example—Worksheet B](#).

You will report a gain of \$7,000 (46.67% of \$15,000) on each of the \$15,000 installments due in 2021, 2022, and 2023.

Example— New Gross Profit Worksheet B. Percentage—Selling Price Reduced

1. Enter the reduced selling price for the property	85,000
2. Enter your adjusted basis for the property	40,000
3. Enter your selling expenses	-0-
4. Enter any depreciation recapture	-0-
5. Add lines 2, 3, and 4	40,000
6. Subtract line 5 from line 1. This is your adjusted gross profit	45,000
7. Enter any installment sale income reported in prior year(s)	24,000
8. Subtract line 7 from line 6	21,000
9. Future installments	45,000
10. Divide line 8 by line 9. This is your new gross profit percentage*	46.67%

* Apply this percentage to all future payments to determine how much of each of those payments is installment sale income.

Reporting Installment Sale Income

Generally, you will use Form 6252 to report installment sale income from casual sales of real or personal property during the tax year. You will also have to report the installment sale income on Schedule D (Form 1040), Form 4797, or both. If the property was your main home, you may be able to exclude part or all of the gain.

Worksheet B. New Gross Profit Percentage—Selling Price Reduced

Keep for Your Records



1. Enter the reduced selling price for the property	_____
2. Enter your adjusted basis for the property	_____
3. Enter your selling expenses	_____
4. Enter any depreciation recapture	_____
5. Add lines 2, 3, and 4	_____
6. Subtract line 5 from line 1. This is your adjusted gross profit	_____
7. Enter any installment sale income reported in prior year(s)	_____
8. Subtract line 7 from line 6	_____
9. Future installments	_____
10. Divide line 8 by line 9. This is your new gross profit percentage*	_____

* Apply this percentage to all future payments to determine how much of each of those payments is installment sale income.

For more information on how to report your income from an installment sale, see [Reporting an Installment Sale](#), later.

Other Rules

The rules discussed in this part of the publication apply only in certain circumstances or to certain types of property. The following topics are discussed.

- Electing out of the installment method.
- Payments received or considered received.
- Escrow account.
- Depreciation recapture income.
- Sale to a related person.
- Like-kind exchange.
- Contingent payment sale.
- Single sale of several assets.
- Sale of a business.
- Unstated interest and OID.
- Disposition of an installment obligation.
- Repossession.
- Interest on deferred tax.

Electing Out of the Installment Method

If you elect not to use the installment method, you generally report the entire gain in the year of sale, even though you don't receive all the sale proceeds in that year.

To figure the amount of gain to report, use the FMV of the buyer's installment obligation that represents the buyer's debt to you. Notes, mortgages, and land contracts are examples of obligations that are included at FMV.

You must figure the FMV of the buyer's installment obligation, whether or not you would actually be able to sell it. If you use the cash method of accounting, the FMV of the obligation will never be considered to be less than the FMV of the property sold (minus any other consideration received).

Example. You sold a parcel of land for \$50,000. You received a \$10,000 down payment and will receive the balance over the next 10 years at \$4,000 a year, plus 8% interest. The buyer gave you a note for \$40,000. The note had an FMV of \$40,000. You paid a commission of 6%, or \$3,000, to a broker for negotiating the sale. The land cost \$25,000, and you owned it for more than 1 year. You decide to elect out of the installment method and report the entire gain in the year of sale.

Gain realized:

Selling price	\$50,000
Minus: Property's adjusted basis	25,000
Commission	3,000
Gain realized	\$22,000

Gain recognized in year of sale:

Cash	\$10,000
Market value of note	40,000
Total realized in year of sale	\$50,000
Minus: Property's adjusted basis	25,000
Commission	3,000
Gain recognized	\$22,000

The recognized gain of \$22,000 is long-term capital gain. You include the entire gain in income in the year of sale, so you don't include in

income any principal payments you receive in later tax years. The interest on the note is ordinary income and is reported as interest income each year.

How to elect out. To make this election, don't report your sale on Form 6252. Instead, report it on Form 8949, Form 4797, or both.

When to elect out. Make this election by the due date, including extensions, for filing your tax return for the year the sale takes place.

Automatic 6-month extension. If you timely file your tax return without making the election, you can still make the election by filing an amended return within 6 months of the due date of your return (excluding extensions). Write "Filed pursuant to section 301.9100-2" at the top of the amended return and file it where the original return was filed.

Revoking the election. Once made, the election can be revoked only with IRS approval. A revocation is retroactive. You won't be allowed to revoke the election if either of the following applies.

- One of the purposes is to avoid federal income tax.
- The tax year in which any payment was received has closed.

Payments Received or Considered Received

Unless you elected out of the installment method, you must figure your gain each year on the payments you receive, or are treated as receiving, from an installment sale.

In certain situations, you're considered to have received a payment, even though the buyer doesn't pay you directly. These situations occur when the buyer assumes or pays any of your debts, such as a loan, or pays any of your expenses, such as a sales commission. However, as discussed later, the buyer's assumption of your debt is treated as a recovery of your basis rather than as a payment in many cases.

Buyer Pays Seller's Expenses

If the buyer pays any of your expenses related to the sale of your property, it's considered a payment to you in the year of sale. Include these expenses in the selling and contract prices when figuring the gross profit percentage.

Buyer Assumes Mortgage

If the buyer assumes or pays off your mortgage, or otherwise takes the property subject to the mortgage, the following rules apply.

Mortgage not more than basis. If the buyer assumes a mortgage that isn't more than your installment sale basis in the property, it isn't considered a payment to you. It's considered a recovery of your basis. The contract price is the selling price minus the mortgage.

Example. You sell property with an adjusted basis of \$19,000. You have selling expenses of \$1,000. The buyer assumes your existing

mortgage of \$15,000 and agrees to pay you \$10,000 (a cash down payment of \$2,000 and \$2,000 (plus 12% interest) in each of the next 4 years).

The selling price is \$25,000 (\$15,000 + \$10,000). Your gross profit is \$5,000 (\$25,000 – \$20,000 installment sale basis). The contract price is \$10,000 (\$25,000 – \$15,000 mortgage). Your gross profit percentage is 50% (\$5,000 ÷ \$10,000). You report half of each \$2,000 payment received as gain from the sale. You also report all interest you receive as ordinary income.

Mortgage more than basis. If the buyer assumes a mortgage that's more than your installment sale basis in the property, you recover your entire basis. The part of the mortgage greater than your basis is treated as a payment received in the year of sale.

To figure the contract price, subtract the mortgage from the selling price. This is the total amount (other than interest) you'll receive directly from the buyer. Add to this amount the payment you're considered to have received (the difference between the mortgage and your installment sale basis). The contract price is then the same as your gross profit from the sale.

TIP *If the mortgage the buyer assumes is equal to or more than your installment sale basis, the gross profit percentage will always be 100%.*

Example. The selling price for your property is \$9,000. The buyer will pay you \$1,000 annually (plus 8% interest) over the next 3 years and will assume an existing mortgage of \$6,000. Your adjusted basis in the property is \$4,400. You have selling expenses of \$600, for a total installment sale basis of \$5,000. The part of the mortgage that's more than your installment sale basis is \$1,000 (\$6,000 – \$5,000). This amount is included in the contract price and treated as a payment received in the year of sale. The contract price is \$4,000.

Selling price	9,000
Minus: Mortgage	6,000
Amount actually received	<u>3,000</u>

Add difference:	
Mortgage	6,000
Minus: Installment sale basis	5,000
Contract price	<u>1,000</u>
	<u><u>4,000</u></u>

Your gross profit on the sale is also \$4,000.

Selling price	9,000
Minus: Installment sale basis	5,000
Gross profit	<u>4,000</u>

Your gross profit percentage is 100%. Report 100% of each payment (less interest) as gain from the sale. Treat the \$1,000 difference between the mortgage and your installment sale basis as a payment and report 100% of it as gain in the year of sale.

Mortgage Canceled

If the buyer of your property is the person who holds the mortgage on it, your debt is canceled,

not assumed. You're considered to receive a payment equal to the outstanding canceled debt.

Example. Maria Santiago loaned you \$45,000 in 2017 in exchange for a note and a mortgage in a tract of land you owned. On April 1, 2021, she bought the land for \$70,000. At that time, \$30,000 of her loan to you was outstanding. She agreed to forgive this \$30,000 debt and to pay you \$20,000 (plus interest) on August 1, 2021, and \$20,000 on August 1, 2022. She didn't assume an existing mortgage. She canceled the \$30,000 debt you owed her. You're considered to have received a \$30,000 payment at the time of the sale.

Buyer Assumes Other Debts

If the buyer assumes any other debts, such as a loan or back taxes, it may be considered a payment to you in the year of sale.

If the buyer assumes the debt instead of paying it off, only part of it may have to be treated as a payment. Compare the debt to your installment sale basis in the property being sold. If the debt is less than your installment sale basis, none of it's treated as a payment. If it's more, only the difference is treated as a payment. If the buyer assumes more than one debt, any part of the total that's more than your installment sale basis is considered a payment. These rules are the same as the rules discussed earlier under *Buyer Assumes Mortgage*. However, they only apply to the following types of debt the buyer assumes.

- Those acquired from ownership of the property you're selling, such as a mortgage, lien, overdue interest, or back taxes.
- Those acquired in the ordinary course of your business, such as a balance due for inventory you purchased.

If the buyer assumes any other type of debt, such as a personal loan or your legal fees relating to the sale, it's treated as if the buyer had paid off the debt at the time of the sale. The value of the assumed debt is then considered a payment to you in the year of sale.

Property Used as a Payment

If you receive property other than money from the buyer, it's still considered a payment in the year received. However, see [Like-Kind Exchange](#), later.

Generally, the amount of the payment is the property's FMV on the date you receive it.

Exception. If the property the buyer gives you is payable on demand or readily tradable, the amount you should consider as payment in the year received is:

- The FMV of the property on the date you receive it if you use the cash method of accounting;
- The face amount of the obligation on the date you receive it if you use the accrual method of accounting; or
- The stated redemption price at maturity less any OID or, if there's no OID, the stated redemption price at maturity

appropriately discounted to reflect total unstated interest. See [Unstated Interest and Original Issue Discount \(OID\)](#), later.

Debt not payable on demand. Any evidence of debt you receive from the buyer not payable on demand isn't considered a payment. This is true even if the debt is guaranteed by a third party, including a government agency.

Third-party note. If the property the buyer gives you is a third-party note (or other obligation of a third party), you're considered to have received a payment equal to the note's FMV. Because the FMV of the note is itself a payment on your installment sale, any payments you later receive from the third party aren't considered payments on the sale. The excess of the note's face value over its FMV is interest. Exclude this interest in determining the selling price of the property. However, see [Exception](#) under *Property Used as a Payment*, earlier.

Example. You sold real estate in an installment sale. As part of the down payment, the buyer assigned to you a \$50,000, 8% interest third-party note. The FMV of the third-party note at the time of the sale was \$30,000. This amount, not \$50,000, is a payment to you in the year of sale. The third-party note had an FMV equal to 60% of its face value (\$30,000 ÷ \$50,000), so 60% of each principal payment you receive on this note is a nontaxable return of capital. The remaining 40% is interest taxed as ordinary income.

Bond. A bond or other evidence of debt you receive from the buyer that's payable on demand or readily tradable in an established securities market is treated as a payment in the year you receive it. For more information on the amount you should treat as a payment, see [Exception](#) under *Property Used as a Payment*, earlier.

If you receive a government or corporate bond for a sale before October 22, 2004, and the bond has interest coupons attached or can be readily traded in an established securities market, you're considered to have received payment equal to the bond's FMV. However, see [Exception](#) under *Property Used as a Payment*, earlier.

Buyer's note. The buyer's note (unless payable on demand) isn't considered payment on the sale. However, its full face value is included when figuring the selling price and the contract price. Payments you receive on the note are used to figure your gain in the year received.

Installment Obligation Used as Security (Pledge Rule)

If you use an installment obligation to secure any debt, the net proceeds from the debt may be treated as a payment on the installment obligation. This is known as the pledge rule, and it applies if the selling price of the property is over \$150,000. It doesn't apply to the following dispositions.

- Sales of property used or produced in farming.
- Sales of personal-use property.
- Qualifying sales of timeshares and residential lots.

The net debt proceeds are the gross debt minus the direct expenses of getting the debt. The amount treated as a payment is considered received on the later of the following dates.

- The date the debt becomes secured.
- The date you receive the debt proceeds.

A debt is secured by an installment obligation to the extent that payment of principal or interest on the debt is directly secured (under the terms of the loan or any underlying arrangement) by any interest in the installment obligation.

For sales after December 16, 1999, payment on a debt is treated as directly secured by an interest in an installment obligation to the extent an arrangement allows you to satisfy all or part of the debt with the installment obligation.

Limit. The net debt proceeds treated as a payment on the pledged installment obligation can't be more than the excess of item (1) over item (2) below.

1. The total contract price on the installment sale.
2. Any payments received on the installment obligation before the date the net debt proceeds are treated as a payment.

Installment payments. The pledge rule accelerates the reporting of the installment obligation payments. Don't report payments received on the obligation after it's been pledged until the payments received exceed the amount reported under the pledge rule.

Exception. The pledge rule doesn't apply to pledges made after December 17, 1987, to refinance a debt under the following circumstances.

- The debt was outstanding on December 17, 1987.
- The debt was secured by that installment sale obligation on that date and at all times thereafter until the refinancing occurred.

A refinancing as a result of the creditor's calling of the debt is treated as a continuation of the original debt so long as a person other than the creditor or a person related to the creditor provides the refinancing.

This exception applies only to refinancing that doesn't exceed the principal of the original debt immediately before the refinancing. Any excess is treated as a payment on the installment obligation.

Escrow Account

In some cases, the sales agreement or a later agreement may call for the buyer to establish an irrevocable escrow account from which the remaining installment payments (including interest) are to be made. These sales can't be reported on the installment method. The buyer's obligation is paid in full when the balance of the purchase price is deposited into the escrow account. When an escrow account is established, you no longer rely on the buyer for the rest of the payments, but on the escrow arrangement.

Example. You sell property for \$100,000. The sales agreement calls for a down payment

of \$10,000 and payment of \$15,000 in each of the next 6 years to be made from an irrevocable escrow account containing the balance of the purchase price plus interest. You can't report the sale on the installment method because the full purchase price is considered received in the year of sale. You report the entire gain in the year of sale.

Escrow established in a later year. If you make an installment sale and in a later year an irrevocable escrow account is established to pay the remaining installments plus interest, the amount placed in the escrow account represents payment of the balance of the installment obligation.

Substantial restriction. If an escrow arrangement imposes a substantial restriction on your right to receive the sale proceeds, the sale can be reported on the installment method, provided it otherwise qualifies. For an escrow arrangement to impose a substantial restriction, it must serve a bona fide purpose of the buyer, that is, a real and definite restriction placed on the seller or a specific economic benefit conferred on the buyer.

Depreciation Recapture Income

If you sell property for which you claimed or could have claimed a depreciation deduction, you must report any depreciation recapture income in the year of sale, whether or not an installment payment was received that year. Figure your depreciation recapture income (including the section 179 deduction and the section 179A deduction recapture) in Part III of Form 4797. Report the recapture income in Part II of Form 4797 as ordinary income in the year of sale. The recapture income is also included in Part I of Form 6252. However, the gain equal to the recapture income is reported in full in the year of the sale. Only the gain greater than the recapture income is reported on the installment method. For more information on depreciation recapture, see chapter 3 of Pub. 544.

The recapture income reported in the year of sale is included in your installment sale basis in determining your gross profit on the installment sale. Determining gross profit is discussed under [General Rules](#), earlier.

Sale to a Related Person

If you sell depreciable property to a related person and the sale is an installment sale, you may not be able to report the sale using the installment method. If you sell property to a related person and the related person disposes of the property before you receive all payments with respect to the sale, you may have to treat the amount realized by the related person as received by you when the related person disposes of the property. These rules are explained under *Sale of Depreciable Property* and under *Sale and Later Disposition*, later.

Sale of Depreciable Property

If you sell depreciable property to certain related persons, you generally can't report the sale using the installment method. Instead, all payments to be received are considered received in the year of sale. However, see *Exception* below. Depreciable property for this rule is any property the purchaser can depreciate.

Payments to be received include the total of all noncontingent payments and the FMV of any payments contingent as to amount.

In the case of contingent payments for which the FMV can't be reasonably determined, your basis in the property is recovered proportionately. The purchaser can't increase the basis of the property acquired in the sale before the seller includes a like amount in income.

Exception. You can use the installment method to report a sale of depreciable property to a related person if no significant tax deferral benefit will be derived from the sale. You must show to the satisfaction of the IRS that avoidance of federal income tax wasn't one of the principal purposes of the sale.

Related person. Related persons include the following.

- A person and all controlled entities with respect to that person.
- A taxpayer and any trust in which such taxpayer (or taxpayer's spouse) is a beneficiary, unless that beneficiary's interest in the trust is a remote contingent interest.
- Except in the case of a sale or exchange in satisfaction of a pecuniary bequest, an executor of an estate and a beneficiary of that estate.
- Two or more partnerships in which the same person owns, directly or indirectly, more than 50% of the capital interests or the profits interests.

For information about which entities are controlled entities, see section 1239(c).

Sale and Later Disposition

Generally, a special rule applies if you sell or exchange property to a related person on the installment method (first disposition) who then sells, exchanges, or gives away the property (second disposition) under the following circumstances.

- The related person makes the second disposition before making all payments on the first disposition.
- The related person disposes of the property within 2 years of the first disposition. This rule doesn't apply if the property involved is marketable securities.

Under this rule, you treat part or all of the amount the related person realizes (or the FMV if the disposed property isn't sold or exchanged) from the second disposition as if you received it at the time of the second disposition.

See *Exception*, later.

Related person. Related persons include the following.

- Members of a family, including only brothers and sisters (either whole or half), two people married to each other, ancestors, and lineal descendants.
- A partnership or estate and a partner or beneficiary.
- A trust (other than a section 401(a) employees trust) and a beneficiary.
- A trust and an owner of the trust.
- Two corporations that are members of the same controlled group as defined in section 267(f).
- The fiduciaries of two different trusts, and the fiduciary and beneficiary of two different trusts, if the same person is the grantor of both trusts.
- A tax-exempt educational or charitable organization and a person (if an individual, including members of the individual's family) who directly or indirectly controls such an organization.
- An individual and a corporation when the individual owns, directly or indirectly, more than 50% of the value of the outstanding stock of the corporation.
- A fiduciary of a trust and a corporation when the trust or the grantor of the trust owns, directly or indirectly, more than 50% in value of the outstanding stock of the corporation.
- The grantor and fiduciary, and the fiduciary and beneficiary, of any trust.
- Any two S corporations if the same persons own more than 50% in value of the outstanding stock of each corporation.
- An S corporation and a corporation that isn't an S corporation if the same persons own more than 50% in value of the outstanding stock of each corporation.
- A corporation and a partnership if the same persons own more than 50% in value of the outstanding stock of the corporation and more than 50% of the capital or profits interest in the partnership.
- An executor and a beneficiary of an estate unless the sale is in satisfaction of a pecuniary bequest.

Example 1. In 2020, Vasyl Green sold farm land to his son Adrian for \$500,000, which was to be paid in five equal payments over 5 years, plus adequate stated interest on the balance due. His installment sale basis for the farmland was \$250,000 and the property wasn't subject to any outstanding liens or mortgages. His gross profit percentage is 50% (gross profit of \$250,000 ÷ contract price of \$500,000). He received \$100,000 in 2020 and included \$50,000 in income for that year (\$100,000 × 0.50). Adrian made no improvements to the property and sold it to Alfalfa Inc. in 2021 for \$600,000 after making the payment for that year. The amount realized from the second disposition is \$600,000. Vasyl figures his installment sale income for 2021 as follows.

Lesser of: 1) Amount realized on second disposition, or 2) Contract price on first disposition	\$500,000
Subtract: Sum of payments from Adrian in 2020 and 2021	- 200,000
Amount treated as received because of second disposition	\$300,000
Add: Payment from Adrian in 2021	+ 100,000
Total payments received and treated as received for 2021	\$400,000
Multiply by gross profit %	× 0.50
Installment sale income for 2021	<u>\$200,000</u>

Vasyl won't include in his installment sale income any principal payments he receives on the installment obligation for 2022, 2023, and 2024 because he's already reported the total payments of \$500,000 from the first disposition (\$100,000 in 2020 and \$400,000 in 2021).

Example 2. Assume the facts are the same as *Example 1*, except that Adrian sells the property for only \$400,000. The gain for 2021 is figured as follows.

Lesser of: 1) Amount realized on second disposition, or 2) Contract price on first disposition	\$400,000
Subtract: Sum of payments from Adrian in 2020 and 2021	- 200,000
Amount treated as received because of second disposition	\$200,000
Add: Payment from Adrian in 2021	+ 100,000
Total payments received and treated as received for 2021	\$300,000
Multiply by gross profit %	× 0.50
Installment sale income for 2021	<u>\$150,000</u>

Vasyl receives a \$100,000 payment in 2022 and another in 2023. They aren't taxed because he treated the \$200,000 from the disposition in 2021 as a payment received and paid tax on the installment sale income. In 2024, he receives the final \$100,000 payment. He figures the installment sale income he must recognize in 2024 as follows.

Total payments from the first disposition received by the end of 2024	\$500,000
Minus the sum of:	
Payment from 2020	\$100,000
Payment from 2021	100,000
Amount treated as received in 2021	<u>200,000</u>
Total on which gain was previously recognized	- 400,000
Payment on which gain is recognized for 2024	\$100,000
Multiply by gross profit %	× 0.50
Installment sale income for 2024	<u>\$50,000</u>

Exception. This rule doesn't apply to a second disposition, and any later transfer, if you can show to the satisfaction of the IRS that neither the first disposition (to the related person) nor the second disposition had as one of its principal purposes the avoidance of federal income tax. Generally, an involuntary second disposition will qualify under the nontax avoidance exception, such as when a creditor of the related person forecloses on the property or the related person declares bankruptcy.

The nontax avoidance exception also applies to a second disposition that's also an installment sale if the terms of payment under the installment resale are substantially equal to or longer than those for the first installment sale. However, the exception doesn't apply if the resale terms permit significant deferral of recognition of gain from the first sale.

In addition, any sale or exchange of stock to the issuing corporation isn't treated as a first disposition. An involuntary conversion isn't treated as a second disposition if the first disposition occurred before the threat of conversion. A transfer after the death of the person making the first disposition or the related person's death, whichever is earlier, isn't treated as a second disposition.

Like-Kind Exchange

If you trade business or investment real property solely for other business or investment real property of a like kind, you can postpone reporting the gain from the trade. These trades are known as like-kind exchanges. The property you receive in a like-kind exchange is treated as if it were a continuation of the property you gave up. A trade is not a like-kind exchange if the property you trade or the property you receive is property you hold primarily for sale to customers.

You don't have to report any part of your gain if you receive only like-kind property. However, if you also receive money or other property (boot) in the exchange, you must report your gain to the extent of the money and the FMV of the other property received.

For more information on like-kind exchanges, see *Like-Kind Exchanges* in chapter 1 of Pub. 544.

Installment payments. If, in addition to like-kind property, you receive an installment obligation in the exchange, the following rules apply to determine the installment sale income each year.

- The contract price is reduced by the FMV of the like-kind property received in the trade.
- The gross profit is reduced by any gain on the trade that can be postponed.
- Like-kind property received in the trade isn't considered payment on the installment obligation.

Example. In 2021, Renata Brown trades real property with an installment sale basis of \$400,000 for like-kind property having an FMV of \$200,000. She also receives an installment note for \$800,000 in the trade. Under the terms of the note, she's to receive \$100,000 (plus interest) in 2022 and the balance of \$700,000 (plus interest) in 2023.

Renata's selling price is \$1,000,000 (\$800,000 installment note + \$200,000 FMV of like-kind property received). Her gross profit is \$600,000 (\$1,000,000 – \$400,000 installment sale basis). The contract price is \$800,000 (\$1,000,000 – \$200,000). The gross profit percentage is 75% (\$600,000 ÷ \$800,000). She reports no gain in 2021 because the like-kind property she receives isn't treated as a payment for figuring gain. She reports \$75,000 gain for

2022 (75% of \$100,000 payment received) and \$525,000 gain for 2023 (75% of \$700,000 payment received).

Deferred exchanges. A deferred exchange is one in which you transfer property you use in business or hold for investment and receive like-kind property later that you'll use in business or hold for investment. Under this type of exchange, the person receiving your property may be required to place funds in an escrow account or trust. If certain rules are met, these funds won't be considered a payment until you have the right to receive the funds or, if earlier, the end of the exchange period. See Regulations section 1.1031(k)-1(j)(2) for these rules.

Exchanges started in and completed after 2017. Under the Tax Cuts and Jobs Act, a trade is not a like-kind exchange unless the taxpayer trades and receives real property, other than real property held primarily for sale. Before enactment of the new tax law, certain exchanges of personal or intangible property qualified as like-kind exchanges. A transition rule in the new law provides that gain may be postponed on a qualifying exchange of personal or intangible property if the taxpayer disposed of the exchanged property on or before December 31, 2017, or received replacement property on or before that date.

Contingent Payment Sale

A contingent payment sale is one in which the total selling price can't be determined by the end of the tax year of sale. This happens, for example, if you sell your business and the selling price includes a percentage of its profits in future years.

If the selling price can't be determined by the end of the tax year, you must use different rules to figure the contract price and the gross profit percentage than those you use for an installment sale with a fixed selling price.

For rules on using the installment method for a contingent payment sale, see Regulations section 15a.453-1(c).

Single Sale of Several Assets

If you sell different types of assets in a single sale, you must identify each asset to determine whether you can use the installment method to report the sale of that asset. You also have to allocate part of the selling price to each asset. If you sell assets that constitute a trade or business, see [Sale of a Business](#), later.

Unless an allocation of the selling price has been agreed to by both parties in an arm's-length transaction, you must allocate the selling price to an asset based on its FMV. If the buyer assumes a debt, or takes the property subject to a debt, you must reduce the FMV of the property by the debt. This becomes the net FMV.

A sale of separate and unrelated assets of the same type under a single contract is reported as one transaction for the installment method. However, if an asset is sold at a loss,

its disposition can't be reported on the installment method. It must be reported separately. The remaining assets sold at a gain are reported together.

Example. You sold three separate and unrelated parcels of real property (A, B, and C) under a single contract calling for a total selling price of \$130,000. The total selling price consisted of a cash payment of \$20,000, the buyer's assumption of a \$30,000 mortgage on parcel B, and an installment obligation of \$80,000 payable in eight annual installments, plus interest at 8% a year.

Your installment sale basis for each parcel was \$15,000. Your net gain was \$85,000 (\$130,000 – \$45,000). You report the gain on the installment method.

The sales contract didn't allocate the selling price or the cash payment received in the year of sale among the individual parcels. The FMV of parcels A, B, and C were \$60,000, \$60,000, and \$10,000, respectively.

The installment sale basis for parcel C was more than its FMV, so it was sold at a loss and must be treated separately. You must allocate the total selling price and the amounts received in the year of sale between parcel C and the remaining parcels.

Of the total \$130,000 selling price, you must allocate \$120,000 to parcels A and B together and \$10,000 to parcel C. You should allocate the cash payment of \$20,000 received in the year of sale and the note receivable on the basis of their proportionate net FMVs. The allocation is figured as follows.

	Parcels A and B	Parcel C
FMV	\$120,000	\$10,000
Minus: Mortgage assumed	30,000	-0-
Net FMV	<u>\$90,000</u>	<u>\$10,000</u>
Proportionate net FMV:		
Percentage of total	90%	10%
Payments in year of sale:		
\$20,000 × 90% (0.90)	\$18,000	
\$20,000 × 10% (0.10)		\$2,000
Excess of parcel B mortgage over installment sale basis		
	15,000	-0-
Allocation of payments received (or considered received) in year of sale		
	<u>\$33,000</u>	<u>\$2,000</u>

You can't report the sale of parcel C on the installment method because the sale results in a loss. You report this loss of \$5,000 (\$10,000 selling price – \$15,000 installment sale basis) in the year of sale. However, if parcel C was held for personal use, the loss isn't deductible.

You allocate the installment obligation of \$80,000 to the properties sold based on their proportionate net FMVs (90% to parcels A and B, 10% to parcel C).

Sale of a Business

The installment sale of an entire business for one overall price under a single contract isn't the sale of a single asset.

Allocation of Selling Price

To determine whether any of the gain on the sale of the business can be reported on the installment method, you must allocate the total selling price and the payments received in the year of sale between each of the following classes of assets.

1. Assets sold at a loss.
2. Real and personal property eligible for the installment method.
3. Real and personal property ineligible for the installment method, including:
 - a. Inventory,
 - b. Dealer property, and
 - c. Stocks and securities.

Inventory. The sale of inventories of personal property can't be reported on the installment method. All gain or loss on their sale must be reported in the year of sale, even if you receive payment in later years.

If inventory items are included in an installment sale, you may have an agreement stating which payments are for inventory and which are for the other assets being sold. If you don't, each payment must be allocated between the inventory and the other assets sold.

Report the amount you receive (or will receive) on the sale of inventory items as ordinary business income. Use your basis in the inventory to figure the cost of goods sold. Deduct the part of the selling expenses allocated to inventory as an ordinary business expense.

Residual method. Except for assets exchanged under the like-kind exchange rules, both the buyer and seller of a business must use the residual method to allocate the sale price to each business asset sold. This method determines gain or loss from the transfer of each asset and the buyer's basis in the assets.

The residual method must be used for any transfer of a group of assets that constitutes a trade or business and for which the buyer's basis is determined only by the amount paid for the assets. This applies to both direct and indirect transfers, such as the sale of a business or the sale of a partnership interest in which the basis of the buyer's share of the partnership assets is adjusted for the amount paid under section 743(b).

A group of assets constitutes a trade or business if goodwill or going concern value could, under any circumstances, attach to the assets or if the use of the assets would constitute an active trade or business under section 355.

The residual method provides for the consideration to be reduced first by cash and general deposit accounts (including checking and savings accounts but excluding certificates of deposit). The consideration remaining after this reduction must be allocated among the various business assets in a certain order.

For asset acquisitions occurring after March 15, 2001, make the allocation among the following assets in proportion to (but not more than) their FMVs on the purchase date in the following order.

1. Certificates of deposit, U.S. Government securities, foreign currency, and actively traded personal property, including stock and securities.
2. Accounts receivable, other debt instruments, and assets that you mark to market at least annually for federal income tax purposes. However, see Regulations section 1.338-6(b)(2)(iii) for exceptions that apply to debt instruments issued by persons related to a target corporation, contingent debt instruments, and debt instruments convertible into stock or other property.
3. Property of a kind that would properly be included in inventory if on hand at the end of the tax year or property held by the taxpayer primarily for sale to customers in the ordinary course of business.
4. All other assets except section 197 intangibles.
5. Section 197 intangibles except goodwill and going concern value.
6. Goodwill and going concern value (whether or not they qualify as section 197 intangibles).

If an asset described in (1) through (6) is includible in more than one category, include it in the lower number category. For example, if an asset is described in both (4) and (6), include it in (4).

Agreement. The buyer and seller may enter into a written agreement as to the allocation of any consideration or the FMV of any of the assets. This agreement is binding on both parties unless the IRS determines the amounts aren't appropriate.

Reporting requirement. Both the buyer and seller involved in the sale of business assets must report to the IRS the allocation of the sales price among section 197 intangibles and the other business assets. Use Form 8594 to provide this information. The buyer and seller should each attach Form 8594 to their federal income tax return for the year in which the sale occurred.

Sale of Partnership Interest

A partner who sells a partnership interest at a gain may be able to report the sale on the installment method. The sale of a partnership interest is treated as the sale of a single capital asset. The part of any gain or loss from unrealized receivables or inventory items will be treated as ordinary income. (The term "unrealized receivables" includes income arising from compensation for services and depreciation recapture income, discussed earlier.)

The gain allocated to the unrealized receivables and the inventory can't be reported under the installment method. The gain allocated to the other assets can be reported under the installment method.

For more information on the treatment of unrealized receivables and inventory, see Pub. 541.

Example—Sale of a Business

On June 4, 2021, you sold the machine shop you'd operated since 2013. You received a \$100,000 down payment and the buyer's note for \$120,000. The note payments are \$15,000 each, plus 10% interest, due every July 1 and January 1, beginning in 2022. The total selling price is \$220,000. Your selling expenses are \$11,000.

The selling expenses are divided among all the assets sold, including inventory. Your selling expense for each asset is 5% of the asset's selling price (\$11,000 selling expense ÷ \$220,000 total selling price).

The FMV, adjusted basis, and depreciation claimed on each asset sold are as follows.

Asset	FMV	Depreciation Claimed	Adj. Basis
Inventory	\$10,000	-0-	\$8,000
Land	42,000	-0-	15,000
Building	48,000	\$9,000	36,000
Machine A	71,000	27,200	63,800
Machine B	24,000	12,960	22,040
Truck	6,500	18,624	5,376
Total	<u>\$201,500</u>	<u>\$67,784</u>	<u>\$150,216</u>

Under the residual method, you allocate the selling price to each of the assets based on their FMV (\$201,500). The remaining \$18,500 (\$220,000 – \$201,500) is allocated to your section 197 intangible goodwill.

The assets included in the sale, their selling prices based on their FMVs, the selling expense allocated to each asset, the adjusted basis, and the gain for each asset are shown in the following chart.

	Sale Price	Sale Exp.	Adj. Basis	Gain
Inventory	\$10,000	\$500	\$8,000	\$1,500
Land	42,000	2,100	15,000	24,900
Building	48,000	2,400	36,000	9,600
Mch. A	71,000	3,550	63,800	3,650
Mch. B	24,000	1,200	22,040	760
Truck	6,500	325	5,376	799
Goodwill	18,500	925	-0-	17,575
Total	<u>\$220,000</u>	<u>\$11,000</u>	<u>\$150,216</u>	<u>\$58,784</u>

The building was acquired in 2013, the year the business began, and it's section 1250 property. There's no depreciation recapture income because the building was depreciated using the straight line method.

All gain on the truck, machine A, and machine B is depreciation recapture income since it's the lesser of the depreciation claimed or the gain on the sale. Figure depreciation recapture in Part III of Form 4797.

The total depreciation recapture income reported in Part II of Form 4797 is \$5,209. This consists of \$3,650 on machine A, \$799 on the truck, and \$760 on machine B (the gain on each item because it was less than the depreciation claimed). These gains are reported in full in the

year of sale and aren't included in the installment sale computation.

Of the \$220,000 total selling price, the \$10,000 for inventory assets can't be reported using the installment method. The selling prices of the truck and machines are also removed from the total selling price because gain on these items is reported in full in the year of sale.

The selling price equals the contract price for the installment sale (\$108,500). The assets included in the installment sale, their selling price, and their installment sale bases are shown in the following chart.

	Selling Price	Installment Sale Basis	Gross Profit
Land	\$42,000	\$17,100	\$24,900
Building	48,000	38,400	9,600
Goodwill	18,500	925	17,575
Total	<u>\$108,500</u>	<u>\$56,425</u>	<u>\$52,075</u>

The gross profit percentage (gross profit ÷ contract price) for the installment sale is 48% (\$52,075 ÷ \$108,500). The gross profit percentage for each asset is figured as follows.

	Percentage
Land—\$24,900 ÷ \$108,500	22.95
Building—\$9,600 ÷ \$108,500	8.85
Goodwill—\$17,575 ÷ \$108,500	16.20
Total	<u>48.00</u>

The sale includes assets sold on the installment method and assets for which the gain is reported in full in the year of sale, so payments must be allocated between the installment part of the sale and the part reported in the year of sale. The selling price for the installment sale is \$108,500. This is 49.3% of the total selling price of \$220,000 (\$108,500 ÷ \$220,000). The selling price of assets not reported on the installment method is \$111,500. This is 50.7% (\$111,500 ÷ \$220,000) of the total selling price.

Multiply principal payments by 49.3% (0.493) to determine the part of the payment for the installment sale. The balance, 50.7%, is for the part reported in the year of the sale.

The gain on the sale of the inventory, machines, and truck is reported in full in the year of sale. When you receive principal payments in later years, no part of the payment for the sale of these assets is included in gross income. Only the part for the installment sale (49.3%) is used in the installment sale computation.

The only payment received in 2021 is the down payment of \$100,000. The part of the payment for the installment sale is \$49,300 (\$100,000 × 49.3% (0.493)). This amount is used in the installment sale computation.

Installment income for 2021. Your installment income for each asset is the gross profit percentage for that asset times \$49,300, the installment income received in 2021.

	Income
Land—22.95% of \$49,300	\$11,314
Building—8.85% of \$49,300	4,363
Goodwill—16.2% of \$49,300	7,987
Total installment income for 2021	<u>\$23,664</u>

Installment income after 2021. You figure installment income for years after 2021 by applying the same gross profit percentages to 49.3% of the total payments you receive on the buyer's note during the year.

Unstated Interest and Original Issue Discount (OID)

An installment sale contract may provide that each deferred payment on the sale will include interest or that there will be an interest payment in addition to the principal payment. Interest provided in the contract is called stated interest.

If an installment sale contract doesn't provide for adequate stated interest, part of the stated principal amount of the contract may be re-characterized as interest. If section 483 applies to the contract, this interest is called unstated interest. If section 1274 applies to the contract, this interest is called OID.

An installment sale contract doesn't provide for adequate stated interest if the stated interest rate is lower than the test rate. See *Test rate of interest*, later.

Treatment of unstated interest and OID. Generally, if a buyer gives a debt in consideration for personal-use property, the unstated interest rules under section 483 and the OID rules under section 1274 don't apply to the buyer. As a result, the buyer can't deduct the unstated interest or OID. The seller must report the unstated interest or OID as income.

Personal-use property is any property in which substantially all of its use by the buyer isn't in connection with a trade or business or an investment activity.

If the debt is subject to the section 483 rules and is also subject to the below-market loan rules, such as a gift loan, compensation-related loan, or corporation-shareholder loan, then both parties are subject to the below-market loan rules rather than the unstated interest rules.

Rules for the seller. If either section 1274 or section 483 applies to the installment sale contract, you must treat part of the installment sale price as interest, even though interest isn't called for in the sales agreement. If either section applies, you must reduce the stated selling price of the property and increase your interest income by this unstated interest or OID.

Include the unstated interest in income based on your regular method of accounting. Include OID in income over the term of the contract.

The OID includible in income each year is based on the constant yield method described in section 1272. (In some cases, the OID on an installment sale contract may also include all or part of the stated interest, especially if the stated interest isn't paid at least annually.)

If you don't use the installment method to report the sale, report the entire gain under your method of accounting in the year of sale. Reduce the selling price by any stated principal treated as interest to determine the gain.

Report unstated interest or OID on your tax return, in addition to stated interest.

Rules for the buyer. Any part of the stated selling price of an installment sale contract treated by the buyer as interest reduces the buyer's basis in the property and increases the buyer's interest expense. These rules don't apply to personal-use property (for example, property not used in a trade or business).


Adequate stated interest. An installment sale contract generally provides for adequate stated interest if the contract's stated principal amount is less than or equal to the sum of the present values of all principal and interest payments called for under the contract. The present value of a payment is determined based on the test rate of interest, defined next. (If section 483 applies to the contract, payments due within 6 months after the sale are taken into account at face value.) In general, an installment sale contract provides for adequate stated interest if the stated interest rate (based on an appropriate compounding period) is at least equal to the test rate of interest.

Test rate of interest. The test rate of interest for a contract is the 3-month rate. The 3-month rate is the lower of the following applicable federal rates (AFRs).

- The lowest AFR (based on the appropriate compounding period) in effect during the 3-month period ending with the first month in which there's a binding written contract that substantially provides the terms under which the sale or exchange is ultimately completed.
- The lowest AFR (based on the appropriate compounding period) in effect during the 3-month period ending with the month in which the sale or exchange occurs.

Applicable federal rate (AFR). The AFR depends on the month the binding contract for the sale or exchange of property is made or the month of the sale or exchange and the term of the instrument. For an installment obligation, the term of the instrument is its weighted average maturity, as defined in Regulations section 1.1273-1(e)(3). The AFR for each term is shown below.

- For a term of 3 years or less, the AFR is the federal short-term rate.
- For a term of over 3 years, but not over 9 years, the AFR is the federal mid-term rate.
- For a term of over 9 years, the AFR is the federal long-term rate.

 The AFRs are published monthly in the Internal Revenue Bulletin (IRB). You can get this information on IRS.gov at apps.irs.gov/app/picklist/list/federalRates.html.

Seller-financed sales. For sales or exchanges of property (other than new section 38 property, which includes most tangible personal property subject to depreciation) involving seller financing of \$6,099,500 or less, the test rate of interest can't be more than 9%, compounded semiannually.

For information on new section 38 property, see section 48(b) as in effect before the enactment of Public Law 101-508.

Certain land transfers between related persons. In the case of certain land transfers between related persons (described later), the test rate is no more than 6%, compounded semiannually.

Internal Revenue Code sections 1274 and 483. If an installment sale contract doesn't provide for adequate stated interest, generally either section 1274 or section 483 will apply to the contract. These sections recharacterize part of the stated principal amount as interest. Whether either of these sections applies to a particular installment sale contract depends on several factors, including the total selling price and the type of property sold.

Determining whether section 1274 or section 483 applies. For purposes of determining whether section 1274 or section 483 applies to an installment sale contract, all sales or exchanges that are part of the same transaction (or related transactions) are treated as a single sale or exchange and all contracts arising from the same transaction (or a series of related transactions) are treated as a single contract. Also, the total consideration due under an installment sale contract is determined at the time of the sale or exchange. Any payment (other than a debt instrument) is taken into account at its FMV.

Section 1274

Section 1274 applies to a debt instrument issued for the sale or exchange of property if any payment under the instrument is due more than 6 months after the date of the sale or exchange and the instrument doesn't provide for adequate stated interest. Section 1274, however, doesn't apply to an installment sale contract that's a cash method debt instrument (defined next) or that arises from the following transactions.

- A sale or exchange for which the total payments are \$250,000 or less.
- The sale or exchange of an individual's main home.
- The sale or exchange of a farm for \$1 million or less by an individual, an estate, a testamentary trust, a small business corporation (defined in section 1244(c)(3)), or a domestic partnership that meets requirements similar to those of section 1244(c)(3).
- Certain land transfers between related persons (described later).

Cash method debt instrument. This is any debt instrument given as payment for the sale or exchange of property (other than new section 38 property) with a stated principal of \$4,356,800 (adjusted annually for inflation under section 1274A) or less if the following items apply.

1. The lender (holder) doesn't use an accrual method of accounting and isn't a dealer in the type of property sold or exchanged.

2. Both the borrower (issuer) and the lender jointly elect to account for interest under the cash method of accounting.
3. Section 1274 would apply except for the election in (2) above.

Land transfers between related persons.

The section 483 rules (discussed next) apply to debt instruments issued in a land sale between related persons to the extent the sum of the following amounts doesn't exceed \$500,000.

- The stated principal of the debt instrument issued in the sale or exchange.
- The total stated principal of any other debt instruments for prior land sales between these individuals during the calendar year.

The section 1274 rules, if otherwise applicable, apply to debt instruments issued in a sale of land to the extent the stated principal amount exceeds \$500,000, or if any party to the sale is a nonresident alien.

Related persons include an individual and the members of the individual's family and their spouses. Members of an individual's family include the individual's spouse, brothers and sisters (whole or half), ancestors, and lineal descendants. Membership in the individual's family can be the result of a legal adoption.

Section 483

Section 483 generally applies to an installment sale contract that doesn't provide for adequate stated interest and isn't covered by section 1274. Section 483, however, generally doesn't apply to an installment sale contract that arises from the following transactions.

- A sale or exchange for which no payments are due more than 1 year after the date of the sale or exchange.
- A sale or exchange for \$3,000 or less.

Exceptions to Sections 1274 and 483

Sections 1274 and 483 don't apply under the following circumstances.

- An assumption of a debt instrument in connection with a sale or exchange or the acquisition of property subject to a debt instrument, unless the terms or conditions of the debt instrument are modified in a manner that would constitute a deemed exchange under Regulations section 1.1001-3.
- A debt instrument issued in connection with a sale or exchange of property if either the debt instrument or the property is publicly traded.
- A sale or exchange of all substantial rights to a patent, or an undivided interest in property that includes part or all substantial rights to a patent, if any amount is contingent on the productivity, use, or disposition of the property transferred. See chapter 2 of Pub. 544 for more information.
- An annuity contract issued in connection with a sale or exchange of property if the contract is described in section 1275(a)(1)(B) and Regulations section 1.1275-1(j).

- A transfer of property subject to section 1041 (relating to transfers of property between spouses or incident to divorce).
- A demand loan that is a below-market loan described in section 7872(c)(1) (for example, gift loans and corporation-shareholder loans).
- A below-market loan described in section 7872(c)(1) issued in connection with the sale or exchange of personal-use property. This rule applies only to the holder.

More information. For information on figuring unstated interest and OID and other special rules, see sections 1274 and 483 and the related regulations. In the case of an installment sale contract that provides for contingent payments, see Regulations sections 1.1275-4(c) and 1.483-4.

Disposition of an Installment Obligation

A disposition generally includes a sale, exchange, cancellation, bequest, distribution, or transmission of an installment obligation. An installment obligation is the buyer's note, deed of trust, or other evidence that the buyer will make future payments to you.

If you're using the installment method and you dispose of the installment obligation, generally you'll have a gain or loss to report. It's considered gain or loss on the sale of the property for which you received the installment obligation. If the original installment sale produced ordinary income, the disposition of the obligation will result in ordinary income or loss. If the original sale resulted in a capital gain, the disposition of the obligation will result in a capital gain or loss. If the original installment sale resulted in a section 1231 capital gain (or loss), the disposition of the obligation will result in either a long-term capital gain or an ordinary loss.

Rules To Figure Gain or Loss

Use the following rules to figure your gain or loss from the disposition of an installment obligation.

- If you sell or exchange the obligation, or you accept less than face value in satisfaction of the obligation, your gain or loss is the difference between your basis in the obligation and the amount you realize.
- If you dispose of the obligation in any other way, your gain or loss is the difference between your basis in the obligation and its FMV at the time of the disposition. This rule applies, for example, when you give the installment obligation to someone else or cancel the buyer's debt to you.

Basis. Figure your basis in an installment obligation by multiplying the unpaid balance on the obligation by your gross profit percentage. Subtract that amount from the unpaid balance. The result is your basis in the installment obligation.

Example. Several years ago, you sold property on the installment method. The buyer still owes you \$10,000 of the sale price. This is the unpaid balance on the buyer's installment

obligation to you. Your gross profit percentage is 60%, so \$6,000 (60% (0.60) × \$10,000) is the profit owed you on the obligation. The rest of the unpaid balance, \$4,000, is your basis in the obligation.

Transfer between spouses or former spouses. No gain or loss is recognized on the transfer of an installment obligation between spouses or former spouses if the transfer is incident to a divorce. A transfer is incident to a divorce if it occurs within 1 year after the date on which the marriage ends or is related to the end of the marriage. The same tax treatment of the transferred obligation applies to the transferee spouse or former spouse as would have applied to the transferor spouse or former spouse. The basis of the obligation to the transferee spouse (or former spouse) is the adjusted basis of the transferor spouse.

The nonrecognition rule doesn't apply if the spouse or former spouse receiving the obligation is a nonresident alien.

Gift. A gift of an installment obligation is a disposition. Your gain or loss is the difference between your basis in the obligation and its FMV at the time you make the gift.

For gifts between spouses or former spouses, see *Transfer between spouses or former spouses*, earlier.

Cancellation. If an installment obligation is canceled or otherwise becomes unenforceable, it's treated as a disposition other than a sale or exchange. Your gain or loss is the difference between your basis in the obligation and its FMV at the time you cancel it. If the parties are related, the FMV of the obligation is considered to be no less than its full face value.

Forgiving part of the buyer's debt. If you accept part payment on the balance of the buyer's installment debt to you and forgive the rest of the debt, you treat the settlement as a disposition of the installment obligation. Your gain or loss is the difference between your basis in the obligation and the amount you realize on the settlement.

No Disposition

The following transactions generally aren't dispositions.

Reduction of selling price. If you reduce the selling price but don't cancel the rest of the buyer's debt to you, it isn't considered a disposition of the installment obligation. You must refigure the gross profit percentage and apply it to payments you receive after the reduction. See [Selling Price Reduced](#), earlier.

Assumption. If the buyer of your property sells it to someone else and you agree to let the new buyer assume the original buyer's installment obligation, you haven't disposed of the installment obligation. It isn't a disposition even if the new buyer pays you a higher rate of interest than the original buyer.

Transfer due to death. The transfer of an installment obligation (other than to a buyer) as a

result of the death of the seller isn't a disposition. Any unreported gain from the installment obligation isn't treated as gross income to the decedent. No income is reported on the decedent's return due to the transfer. Whoever receives the installment obligation as a result of the seller's death is taxed on the installment payments the same as the seller would have been had the seller lived to receive the payments.

However, if an installment obligation is canceled, becomes unenforceable, or is transferred to the buyer because of the death of the holder of the obligation, it's a disposition. The estate must figure its gain or loss on the disposition. If the holder and the buyer were related, the FMV of the installment obligation is considered to be no less than its full face value.

Repossession

If you repossess your property after making an installment sale, you must figure the following amounts.

- Your gain (or loss) on the repossession.
- Your basis in the repossessed property.

The rules for figuring these amounts depend on the kind of property you repossess. The rules for repossessions of personal property differ from those for real property. Special rules may apply if you repossess property that was your main home before the sale. See Regulations section 1.1038-2 for further information.

The repossession rules apply whether or not title to the property was ever transferred to the buyer. It doesn't matter how you repossess the property, whether you foreclose or the buyer voluntarily surrenders the property to you. However, it isn't a repossession if the buyer puts the property up for sale and you repurchase it.

For the repossession rules to apply, the repossession must at least partially discharge (satisfy) the buyer's installment obligation to

you. The discharged obligation must be secured by the property you repossess. This requirement is met if the property is auctioned off after you foreclose and you apply the installment obligation to your bid price at the auction.

Reporting the repossession. You report gain or loss from a repossession on the same form you used to report the original sale. If you reported the sale on Form 4797, use it to report the gain or loss on the repossession.

Personal Property

If you repossess personal property, you may have a gain or a loss on the repossession. In some cases, you may also have a bad debt.

To figure your gain or loss, subtract the total of your basis in the installment obligation and any repossession expenses you have from the FMV of the property. If you receive anything from the buyer besides the repossessed property, add its value to the property's FMV before making this calculation.

How you figure your basis in the installment obligation depends on whether or not you reported the original sale on the installment method. The method you used to report the original sale also affects the character of your gain or loss on the repossession.

Installment method not used to report original sale. The following paragraphs explain how to figure your basis in the installment obligation and the character of any gain or loss if you didn't use the installment method to report the gain on the original sale.

Basis in installment obligation. Your basis is figured on the obligation's full face value or its FMV at the time of the original sale, whichever you used to figure your gain or loss in the year of sale. From this amount, subtract all payments of principal you've received on the

Worksheet C. Figuring Gain or Loss on Repossession of Personal Property

Note. Use this worksheet only if you used the installment method to report the gain on the original sale.

Keep for Your Records 

1. Enter the FMV of the repossessed property	_____
2. Enter the unpaid balance of the installment obligation	_____
3. Enter your gross profit percentage for the installment sale	_____
4. Multiply line 2 by line 3. This is your unrealized profit	_____
5. Subtract line 4 from line 2. This is the basis of the obligation	_____
6. Enter your costs of repossessing the property	_____
7. Add lines 5 and 6	_____
8. Subtract line 7 from line 1. This is your gain or loss on the repossession	_____

obligation. The result is your basis in the installment obligation. If only part of the obligation is discharged by the repossession, figure your basis in only that part.

Gain or loss. Add any repossession costs to your basis in the obligation. If the FMV of the property you repossess is more than this total, you have a gain. This is gain on the installment obligation, so it's all ordinary income. If the FMV of the repossessed property is less than the total of your basis plus repossession costs, you have a loss. You included the full gain in income in the year of sale, so the loss is a bad debt. How you deduct the bad debt depends on whether you sold business or nonbusiness property in the original sale. See chapter 4 of Pub. 550 for information on nonbusiness bad debts and chapter 10 of Pub. 535 for information on business bad debts.

Installment method used to report original sale. The following paragraphs explain how to figure your basis in the installment obligation and the character of any gain or loss if you used the installment method to report the gain on the original sale.

Basis in installment obligation. Multiply the unpaid balance of your installment obligation by your gross profit percentage. Subtract that amount from the unpaid balance. The result is your basis in the installment obligation.

Gain or loss. If the FMV of the repossessed property is more than the total of your basis in the obligation plus any repossession costs, you have a gain. If the FMV is less, you have a loss. Your gain or loss on the repossession is of the same character (capital or ordinary) as your gain on the original sale.



Use [Worksheet C](#) to determine the taxable gain or loss on a repossession of personal property reported on the installment method.

Example. You sold your piano for \$1,500 in December 2020 for \$300 down and \$100 a month (plus interest). The payments began in January 2021. Your gross profit percentage is 40%. You reported the sale on the installment method on your 2020 income tax return. After the fourth monthly payment, the buyer defaulted on the contract (which has an unpaid balance of \$800) and you're forced to repossess the piano. The FMV of the piano on the date of repossession is \$1,400. The legal costs of foreclosure and the expense of moving the piano back to your home total \$75. You figure your gain on the repossession as illustrated in [Example—Worksheet C](#).

Example— Figuring Gain or Loss on Repossession of Personal Property

Note. Use this worksheet only if you used the installment method to report the gain on the original sale.

1. Enter the FMV of the repossessed property	1,400
2. Enter the unpaid balance of the installment obligation	800
3. Enter your gross profit percentage for the installment sale	40% (0.40)
4. Multiply line 2 by line 3. This is your unrealized profit	320
5. Subtract line 4 from line 2. This is the basis of the obligation	480
6. Enter your costs of repossessing the property	75
7. Add lines 5 and 6	555
8. Subtract line 7 from line 1. This is your gain or loss on the repossession	845

Basis in repossessed property. Your basis in repossessed personal property is its FMV at the time of the repossession.

FMV of repossessed property. The FMV of repossessed property is a question of fact to be established in each case. If you bid for the property at a lawful public auction or judicial sale, its FMV is presumed to be the price it sells for, unless there's clear and convincing evidence to the contrary.

Real Property

The rules for the repossession of real property allow you to keep essentially the same adjusted

basis in the repossessed property you had before the original sale. You can recover this entire adjusted basis when you resell the property. This, in effect, cancels out the tax treatment that applied to you on the original sale and puts you in the same tax position you were in before that sale.

As a result, the total payments you've received from the buyer on the original sale must be considered income to you. You report, as gain on the repossession, any part of the payments you haven't yet included in income. These payments are amounts you previously treated as a return of your adjusted basis and excluded from income. However, the total gain you report is limited. See [Limit on taxable gain](#), later.

Mandatory rules. The rules concerning basis and gain on repossessed real property are mandatory. You must use them to figure your basis in the repossessed real property and your gain on the repossession. They apply whether or not you reported the sale on the installment method. However, they apply only if all of the following conditions are met.

1. The repossession must be to protect your security rights in the property.
2. The installment obligation satisfied by the repossession must have been received in the original sale.
3. You can't pay any additional consideration to the buyer to get your property back unless either of the situations listed below applies.
 - a. The requisition and payment of the additional consideration were provided for in the original contract of sale.
 - b. The buyer has defaulted, or default is imminent.

Additional consideration includes money and other property you pay or transfer to the buyer.

Worksheet D. Taxable Gain on Repossession of Real Property

Note. Use this worksheet to determine taxable gain on the repossession of real property if you used the installment method to report the gain on the original sale.

Keep for Your Records



1. Enter the total of all payments received or treated as received before repossession	_____
2. Enter the total gain already reported as income	_____
3. Subtract line 2 from line 1. This is your gain on the repossession	_____
4. Enter your gross profit on the original sale	_____
5. Enter your costs of repossessing the property	_____
6. Add line 2 and line 5	_____
7. Subtract line 6 from line 4	_____
8. Enter the lesser of line 3 or line 7. This is your taxable gain on the repossession	_____

For example, additional consideration is paid if you reacquire the property subject to a debt that arose after the original sale.

Conditions not met. If any one of these three conditions isn't met, use the rules discussed under [Personal Property](#), earlier, as if the property you repossess were personal rather than real property. Don't use the rules for real property.

Figuring gain on repossession. Your gain on repossession is the difference between the following amounts.

- The total payments received, or considered received, on the sale.
- The total gain already reported as income.

See the earlier discussions under [Payments Received or Considered Received](#) for items considered payment on the sale.

Limit on taxable gain. Taxable gain is limited to your gross profit on the original sale minus the sum of the following amounts.

- The gain on the sale you reported as income before the repossession.
- Your repossession costs.

This method of figuring taxable gain, in essence, treats all payments received on the sale as income but limits your total taxable gain to the gross profit you originally expected on the sale.


Indefinite selling price. The limit on taxable gain doesn't apply if the selling price is indefinite and can't be determined at the time of repossession. For example, a selling price stated as a percentage of the profits to be realized from the buyer's development of the property is an indefinite selling price.

Character of gain. The taxable gain on repossession is ordinary income or capital gain, the same as the gain on the original sale. However, if you didn't report the sale on the installment method, the gain is ordinary income.

Repossession costs. Your repossession costs include money or property you pay to reacquire the real property. This includes amounts paid to the buyer of the property, as well as amounts paid to others for such items as those listed below.

- Court costs and legal fees.
- Publishing, acquiring, filing, or recording of title.
- Lien clearance.

Repossession costs don't include the FMV of the buyer's obligations to you that are secured by the real property or the costs of reacquiring those obligations.

 Use [Worksheet D](#) to determine the taxable gain on a repossession of real property reported on the installment method.

Example. You sold a tract of land in January 2019 for \$25,000. You accepted a \$5,000 down payment, plus a \$20,000 mortgage secured by the property and payable at the rate of \$4,000 annually plus interest (9.5%). The payments began on January 1, 2020. Your adjusted basis in the property was \$19,000 and you reported the transaction as an installment sale.

Your selling expenses were \$1,000. You figured your gross profit as follows.

Selling price	\$25,000	
Minus:		
Adjusted basis	\$19,000	
Selling expenses	1,000	20,000
Gross profit		<u>\$5,000</u>

For this sale, the contract price equals the selling price. The gross profit percentage is 20% (\$5,000 gross profit ÷ \$25,000 contract price).

In 2019, you included \$1,000 in income (20% (0.20) × \$5,000 down payment). In 2020, you reported a profit of \$800 (20% (0.20) × \$4,000 annual installment). In 2021, the buyer defaulted and you repossessed the property. You paid \$500 in legal fees to get the property back. Your taxable gain on the repossession is figured as illustrated in [Example—Worksheet D](#).

Example— Taxable Gain on Worksheet D. repossession of Real Property


Note. Use this worksheet to determine taxable gain on the repossession of real property if you used the installment method to report the gain on the original sale.

1. Enter the total of all payments received or treated as received before repossession	9,000
2. Enter the total gain already reported as income	1,800
3. Subtract line 2 from line 1. This is your gain on the repossession	7,200
4. Enter your gross profit on the original sale	5,000
5. Enter your costs of repossessing the property	500
6. Add line 2 and line 5	2,300
7. Subtract line 6 from line 4	2,700
8. Enter the lesser of line 3 or line 7. This is your taxable gain on the repossession	2,700

Basis. Your basis in the repossessed property is determined as of the date of repossession. It's the sum of the following amounts.

- Your adjusted basis in the installment obligation.
- Your repossession costs.
- Your taxable gain on the repossession.

To figure your adjusted basis in the installment obligation at the time of repossession, multiply the unpaid balance by the gross profit percentage. Subtract that amount from the unpaid balance.

 Use [Worksheet E](#) to determine the basis of real property repossessed.

Example. Assume the same facts as in the previous example. The unpaid balance of the installment obligation (the \$20,000 note) is \$16,000 at the time of repossession because the buyer made a \$4,000 payment. The gross profit percentage on the original sale was 20%. Therefore, \$3,200 (20% (0.20) × \$16,000 still due on the note) is unrealized profit. You figure your basis in the repossessed property as illustrated in [Example—Worksheet E](#).

Worksheet E. Basis of Repossessed Real Property

Keep for Your Records 

Note. Use this worksheet to determine your basis in the repossessed real property.

1. Enter the unpaid balance on the installment obligation	_____
2. Enter your gross profit percentage for the installment sale	_____
3. Multiply line 1 by line 2. This is your unrealized profit	_____
4. Subtract line 3 from line 1. This is your adjusted basis in the installment obligation on the date of the repossession	_____
5. Enter your taxable gain on the repossession	_____
6. Enter your costs of repossessing the property	_____
7. Add lines 4, 5, and 6. This is your basis in the repossessed real property	_____

Example— Basis of Worksheet E. Repossessed Real Property

Note. Use this worksheet to determine your basis in the repossessed real property.

1. Enter the unpaid balance on the installment obligation	16,000
2. Enter your gross profit percentage for the installment sale	20% (0.20)
3. Multiply line 1 by line 2. This is your unrealized profit	3,200
4. Subtract line 3 from line 1. This is your adjusted basis in the installment obligation on the date of the repossession	12,800
5. Enter your taxable gain on the repossession	2,700
6. Enter your costs of repossessing the property	500
7. Add lines 4, 5, and 6. This is your basis in the repossessed real property	16,000

Holding period for resales. If you resell the repossessed property, the resale may result in a capital gain or loss. To figure whether the gain or loss is long term or short term, your holding period includes the period you owned the property before the original sale plus the period after the repossession. It doesn't include the period the buyer owned the property.

If the buyer made improvements to the reacquired property, the holding period for these improvements begins on the day after the date of repossession.

Bad debt. If you repossess real property under these rules, you can't take a bad debt deduction

for any part of the buyer's installment obligation. This is true even if the obligation isn't fully satisfied by the repossession.

If you took a bad debt deduction before the tax year of repossession, you're considered to have recovered the bad debt when you repossess the property. You must report the bad debt deduction taken in the earlier year as income in the year of repossession. However, if any part of the earlier deduction didn't reduce your tax, you don't have to report that part as income. Your adjusted basis in the installment obligation is increased by the amount you report as income from recovering the bad debt.

Interest on Deferred Tax

Generally, you must pay interest on the deferred tax related to any obligation that arises during a tax year from the disposition of property under the installment method if both of the following apply.

- The property had a sales price over \$150,000. In determining the sales price, treat all sales that are part of the same transaction as a single sale.
- The total balance of all nondealer installment obligations arising during, and outstanding at the close of, the tax year is more than \$5 million.

Subsequent years. You must pay interest in subsequent years if installment obligations that originally required interest to be paid are still outstanding at the close of a tax year.

Exceptions. This interest rule doesn't apply to dispositions of:

- Farm property,
- Personal-use property by an individual,

- Personal property before 1989, or
- Real property before 1988.

How to figure interest on deferred tax. First, find the underpayment rate in effect for the month with or within which your tax year ends. The underpayment rate is published quarterly in the Internal Revenue Bulletin, available at IRS.gov/irb. Then compute the deferred tax liability. The deferred tax liability is equal to the balance of the unrecognized gain at the end of the tax year multiplied by your maximum tax rate (ordinary or capital gain, as appropriate) in effect for the tax year. Note, you will need to determine the gross profit percentage of the installment sale to calculate the amount of the gain that has not been recognized. Next you will need to compute the applicable percentage. The applicable percentage is the aggregate face amount of obligations outstanding as of the close of the tax year in excess of \$5,000,000 divided by the aggregate face amount of obligations outstanding as of the close of the tax year. To determine the interest on the deferred tax you owe, multiply your deferred tax liability by the applicable percentage by the underpayment rate.

Section 453A Example. Below is an example of the computation. ABC, Inc., a calendar year taxpayer, sold intellectual property with a \$0 basis to an unrelated party on November 15, 2017, for \$15 million on the installment method (a payment is due after the year of sale). ABC, Inc., incurred \$500,000 of expenses related to the sale. The installment sale contract requires the following payments.

- 2017: \$1 million.
- 2018: \$5 million.
- 2019: \$9 million—Note is paid off.

Computation Under Section 453A

Section 453A(c)(2)	Section 453A(c)(3)	Section 453A(c)(4)	Section 453A(c)(2)(B)
Interest on Deferred Tax Liability	= Deferred Tax Liability (See Step 1 below)	x Applicable Percentage (See Step 2 below)	x Underpayment Rate (Step 3)
Step 1: 2017 Compute the Deferred Tax Liability			
=	The amount of gain with respect to an obligation which has not been recognized as of the close of such tax year		The maximum rate of tax for ordinary income or long-term capital gain, as applicable for such tax year
	Form 6252, line 7, Selling price less liabilities assumed		15,000,000
	- Form 6252, line 21, Payments received in current year		(1,000,000)
	2017 Deferred Obligation		14,000,000
x	Form 6252, line 19, Gross profit percentage (((\$15,000,000 - \$500,000)/\$15,000,000)		96.6670%
	The amount of gain that has not been recognized		13,533,380
x	Maximum capital gains tax rate		35%
	Deferred Tax Liability		4,736,683
Step 2: Compute the Applicable Percentage			
The applicable percentage is computed in the year of sale and is used for all subsequent years.			
=	Aggregate face amount of obligations arising in a tax year and outstanding as of the close of such tax year from dispositions with sales price > \$150,000	-	\$5,000,000 Excluded obligation limit per section 453A(b)(2)(B) & section 453A(c)(4)(A)
	Aggregate face amount of obligations arising in a tax year and outstanding as of the close of such tax year from dispositions with sales price > \$150,000		
	Form 6252, line 7, Selling price less liabilities assumed		15,000,000
	- Form 6252, line 21, Payments received in current year		(1,000,000)

2017 Deferred Obligation	14,000,000
(14,000,000 – 5,000,000)	= 64.2857%
14,000,000	

Step 3: Determine the Underpayment Rate

The underpayment rate as of December 31, 2017, was 4%. The underpayment rate under section 453A(c)(2)(B) is the underpayment rate determined under section 6621(a)(2).

Step 4: Compute the Interest Due (Additional Tax) on the Deferred Tax Liability

=	Deferred Tax Liability	x	Applicable Percentage	x	Underpayment Rate
	Deferred Tax Liability		4,736,683		
	x Applicable Percentage		64.2857%		
	x Underpayment Rate		4.00%		
	2017 453A additional tax		\$121,800		
	2018 Deferred Tax Liability calculation:				
	2017 Deferred Obligation		14,000,000		
	– 2018 Payment received		(5,000,000)		
	2018 Deferred Obligation		9,000,000		
	x Gross Profit Percentage		96.6670%		
	The amount of gain that has not been recognized		8,700,030		
	x Maximum capital gains tax rate		21%		
	2018 Deferred Tax Liability		1,827,006		
	2018 Section 453A Calculation:				
	Deferred Tax Liability				1,827,006
	x Applicable Percentage				64.2857%
	x Underpayment Rate				5.00%
	2018 Section 453A additional tax				\$58,725
	2019 Section 453A Calculation: Note is paid off in full, so no deferred tax liability				
	Deferred Tax Liability				0
	x Applicable Percentage				64.2857%
	x Underpayment Rate				N/A
	2019 Section 453A additional tax				\$0

Computation Under Section 453A

Section 453A(c)(2)	Section 453A(c)(3)	Section 453A(c)(4)	Section 453A(c)(2)(B)
Interest on Deferred Tax Liability	= Deferred Tax Liability (Step 1 below)	x Applicable Percentage (Step 2 below)	x Underpayment Rate (Step 3)

Step 1: Compute the Deferred Tax Liability

Section 453A(c)(3)(A)	Section 453A(c)(3)(B)
= The amount of gain with respect to an obligation which has not been recognized as of the close of such tax year	x The maximum rate of tax for ordinary income or long-term capital gain, as applicable for such tax year

Step 2: Compute the Applicable Percentage

= Aggregate face amount of obligations arising in a tax year and outstanding as of the close of such tax year from dispositions with sales price > \$150,000	–	5,000,000
Aggregate face amount of obligations arising in a tax year and outstanding as of the close of such tax year from dispositions with sales price > \$150,000		

Note. The Applicable Percentage is computed in the initial year the installment sale arises. It does not change as payments are made in subsequent years.

Step 3: Determine the Underpayment Rate

Step 4: Compute the Interest Due (Additional Tax) on the Deferred Tax Liability

=	Deferred Tax Liability	x	Applicable Percentage	x	Underpayment Rate
---	------------------------	---	-----------------------	---	-------------------

For information on interest on dealer sales of timeshares and residential lots under the installment method, see section 453(l).

How to report the interest. Enter the interest as additional tax on your tax return. Individuals include it in the amount to be entered on the other taxes line (Schedule 2 (Form 1040 or 1040-NR), line 15).

U.S. corporations include the interest on the other taxes line on Form 1120, Schedule J, line 9f.

Foreign corporations using Form 1120-F include the interest on the other taxes line (Form 1120-F, Schedule J, line 8).

Corporations can deduct the interest in the year it's paid or accrued. For individuals and other taxpayers, this interest isn't deductible. Follow the instructions for your return.

Special Rules for Capital Gains Invested in QOF

If you have a capital gain, you can invest that gain into a QOF and elect to defer part or all of the gain that is otherwise includible in income. The gain is deferred until you sell or exchange the investment or December 21, 2026, whichever is earlier. You may also be able to permanently exclude gain from the sale or exchange of an investment in a QOF if the investment is

held for at least 10 years. For information about what types of gains entitle you to elect these special rules, see the Instructions for Schedule D for your tax return. Report the eligible gain on the form and in the manner otherwise instructed. See the Instructions for Form 8949 on how to report your election to defer eligible gains invested in a QOF.

Reporting an Installment Sale

Form 6252. Use Form 6252 to report a sale of property on the installment method. The form is used to report the sale in the year it takes place and to report payments received in later years. Also, if you sold property to a related person, you may have to file the form each year until the installment debt is paid off, whether or not you receive a payment in that year.

Which parts to complete. Complete lines 1 through 4, Part I, and Part II for each year of the installment agreement. Also, complete Part III if you sold property to a related party.

For all years. Complete lines 1 through 4, Part I, and Part II. If you sold property to a related party during the year, also complete Part III. Complete Form 6252 for each year of the installment agreement, including the year of final payment, even if a payment wasn't received during the year.

If you sold a marketable security to a related party after May 14, 1980, and before 1987, complete Form 6252 for each year of the installment agreement, even if you didn't receive a payment. (After 1986, the installment method isn't available for the sale of marketable securities.) Complete lines 1 through 4. Complete Part III for each year except for the year in which you receive the final payment.

If you sold property other than a marketable security to a related party after May 14, 1980, complete Form 6252 for the year of the sale and for the 2 years after the year of sale, even if you didn't receive a payment in those years. Complete lines 1 through 4. Complete Part II for each of the 2 years after the year of sale in which you receive a payment. Complete Part III for each of the 2 years after the year of the sale unless you received the final payment during the year.

If the related person to whom you sold your property disposes of it, you may have to immediately report the rest of your gain in Part III. See [Sale and Later Disposition](#), earlier, for more information.

Several assets. If you sell two or more assets in one installment sale, you may have to separately report the sale of each asset. The same is true if you sell all the assets of your business in one installment sale. See [Single Sale of Several Assets](#) and [Sale of a Business](#), earlier.

If you have only a few sales to separately report, use a separate Form 6252 for each one. However, if you have to separately report the sale of multiple assets that you sold together, prepare only one Form 6252 and attach a schedule with all the required information for

each asset. Complete Form 6252 by following the steps listed below.

1. Answer the questions at the top of the form.
2. In the year of sale, don't complete Part I. Instead, write "See attached schedule" in the margin.
3. For Part II, enter the total for all the assets on lines 24, 25, and 26.
4. For Part III, answer all the questions that apply. If none of the exceptions under question 29 apply, enter the totals on lines 35, 36, and 37 for the disposed assets.

Special situations. If you're reporting payments from an installment sale as income in respect of a decedent or as a beneficiary of a trust, including a partial interest in such a sale, you may not be able to provide all the information asked for on Form 6252. To the extent possible, follow the instructions given above and provide as many details as possible in a statement attached to Form 6252.

For more information on how to complete Form 6252, see the form instructions.

Other forms. The gain from Form 6252 is entered on Schedule D (Form 1040), Form 4797, or both.

Schedule D (Form 1040). Enter the gain figured on Form 6252 (line 26) for personal-use property (capital assets) on Schedule D (Form 1040) as a short-term gain (line 4) or long-term gain (line 11). If your gain from the installment sale qualifies for long-term capital gain treatment in the year of sale, it will continue to qualify in later tax years. Your gain is long term if you owned the property for more than 1 year when you sold it.

Although the references in this publication are to the Schedule D (Form 1040), the rules discussed also apply to Schedule D (Form 1041), Schedule D (Form 1065), Schedule D (Form 1120), and Schedule D (Form 1120-S).

Form 4797. An installment sale of property used in your business or that earns rent or royalty income may result in a capital gain, an ordinary gain, or both. All or part of any gain from the disposition of the property may be ordinary gain from depreciation recapture. For trade or business property held for more than 1 year, enter the amount from line 26 of Form 6252 on Form 4797, line 4. If the property was held 1 year or less or you have an ordinary gain from the sale of a noncapital asset (even if the holding period is more than 1 year), enter this amount on Form 4797, line 10, and write "From Form 6252."

Sale of your home. If you sell your home, you may be able to exclude all or part of the gain on the sale. See Pub. 523 for information about excluding the gain. If the sale is an installment sale, any gain you exclude isn't included in gross profit when figuring your gross profit percentage.

Seller-financed mortgage. If you finance the sale of your home to an individual, both you and the buyer may have to follow special reporting procedures.

When you report interest income received from a buyer who uses the property as a personal residence, write the buyer's name, address, and social security number (SSN) on line 1 of Schedule B (Form 1040).


When deducting the mortgage interest, the buyer must write your name, address, and SSN on line 8b of Schedule A (Form 1040).

If either person fails to include the other person's SSN, a penalty will be assessed.

How To Get Tax Help

If you have questions about a tax issue; need help preparing your tax return; or want to download free publications, forms, or instructions, go to [IRS.gov](#) to find resources that can help you right away.

Preparing and filing your tax return. After receiving all your wage and earnings statements (Forms W-2, W-2G, 1099-R, 1099-MISC, 1099-NEC, etc.); unemployment compensation statements (by mail or in a digital format) or other government payment statements (Form 1099-G); and interest, dividend, and retirement statements from banks and investment firms (Forms 1099), you have several options to choose from to prepare and file your tax return. You can prepare the tax return yourself, see if you qualify for free tax preparation, or hire a tax professional to prepare your return.

 For 2021, if you received an Economic Impact Payment (EIP), refer to your Notice 1444-C, Your 2021 Economic Impact Payment. If you received Advance Child Tax Credit payments, refer to your Letter 6419.

Free options for tax preparation. Go to [IRS.gov](#) to see your options for preparing and filing your return online or in your local community, if you qualify, which include the following.

- **Free File.** This program lets you prepare and file your federal individual income tax return for free using brand-name tax-preparation-and-filing software or Free File fillable forms. However, state tax preparation may not be available through Free File. Go to [IRS.gov/FreeFile](#) to see if you qualify for free online federal tax preparation, e-filing, and direct deposit or payment options.
- **VITA.** The Volunteer Income Tax Assistance (VITA) program offers free tax help to people with low-to-moderate incomes, persons with disabilities, and limited-English-speaking taxpayers who need help preparing their own tax returns. Go to [IRS.gov/VITA](#), download the free IRS2Go app, or call 800-906-9887 for information on free tax return preparation.
- **TCE.** The Tax Counseling for the Elderly (TCE) program offers free tax help for all taxpayers, particularly those who are 60 years of age and older. TCE volunteers specialize in answering questions about pensions and retirement-related issues unique to seniors. Go to [IRS.gov/TCE](#), download the free IRS2Go app, or call 888-227-7669 for information on free tax return preparation.
- **MiITax.** Members of the U.S. Armed Forces and qualified veterans may use

MilTax, a free tax service offered by the Department of Defense through Military OneSource. For more information, go to [MilitaryOneSource \(MilitaryOneSource.mil/Tax\)](https://www.militaryonesource.com/tax).

Also, the IRS offers Free Fillable Forms, which can be completed online and then filed electronically regardless of income.

Using online tools to help prepare your return.

- Go to [IRS.gov/Tools](https://www.irs.gov/Tools) for the following.
- The [Earned Income Tax Credit Assistant \(IRS.gov/EITCAssistant\)](https://www.irs.gov/efile/earned-income-tax-credit-assistant) determines if you're eligible for the earned income credit (EIC).
 - The [Online EIN Application \(IRS.gov/EIN\)](https://www.irs.gov/ein) helps you get an employer identification number (EIN) at no cost.
 - The [Tax Withholding Estimator \(IRS.gov/W4app\)](https://www.irs.gov/efile/w4app) makes it easier for everyone to pay the correct amount of tax during the year. The tool is a convenient, online way to check and tailor your withholding. It's more user-friendly for taxpayers, including retirees and self-employed individuals. The features include the following.
 - ▶ Easy to understand language.
 - ▶ The ability to switch between screens, correct previous entries, and skip screens that don't apply.
 - ▶ Tips and links to help you determine if you qualify for tax credits and deductions.
 - ▶ A progress tracker.
 - ▶ A self-employment tax feature.
 - ▶ Automatic calculation of taxable social security benefits.
 - The [First-Time Homebuyer Credit Account Look-up \(IRS.gov/HomeBuyer\)](https://www.irs.gov/efile/first-time-homebuyer-credit-account-look-up) tool provides information on your repayments and account balance.
 - The [Sales Tax Deduction Calculator \(IRS.gov/SalesTax\)](https://www.irs.gov/efile/sales-tax-deduction-calculator) figures the amount you can claim if you itemize deductions on Schedule A (Form 1040).



Getting answers to your tax questions. On IRS.gov, you can get up-to-date information on current events and changes in tax law.

- [IRS.gov/Help](https://www.irs.gov/Help): A variety of tools to help you get answers to some of the most common tax questions.
- [IRS.gov/ITA](https://www.irs.gov/ITA): The Interactive Tax Assistant, a tool that will ask you questions and, based on your input, provide answers on a number of tax law topics.
- [IRS.gov/Forms](https://www.irs.gov/Forms): Find forms, instructions, and publications. You will find details on 2021 tax changes and hundreds of interactive links to help you find answers to your questions.
- You may also be able to access tax law information in your electronic filing software.

Need someone to prepare your tax return?

There are various types of tax return preparers, including tax preparers, enrolled agents, certified public accountants (CPAs), attorneys, and many others who don't have professional credentials. If you choose to have someone pre-

pare your tax return, choose that preparer wisely. A paid tax preparer is:

- Primarily responsible for the overall substantive accuracy of your return,
- Required to sign the return, and
- Required to include their preparer tax identification number (PTIN).

Although the tax preparer always signs the return, you're ultimately responsible for providing all the information required for the preparer to accurately prepare your return. Anyone paid to prepare tax returns for others should have a thorough understanding of tax matters. For more information on how to choose a tax preparer, go to [Tips for Choosing a Tax Preparer](https://www.irs.gov/efile/tips-for-choosing-a-tax-preparer) on IRS.gov.

Advance child tax credit payments. From July through December 2021, advance payments were sent automatically to taxpayers with qualifying children who met certain criteria. The advance child tax credit payments were early payments of up to 50% of the estimated child tax credit that taxpayers may properly claim on their 2021 returns. Go to [IRS.gov/AdvCTC](https://www.irs.gov/advctc) for more information about these payments and how they can affect your taxes.

Coronavirus. Go to [IRS.gov/Coronavirus](https://www.irs.gov/coronavirus) for links to information on the impact of the coronavirus, as well as tax relief available for individuals and families, small and large businesses, and tax-exempt organizations.

Employers can register to use Business Services Online. The Social Security Administration (SSA) offers online service at [SSA.gov/employer](https://www.ssa.gov/employer) for fast, free, and secure online W-2 filing options to CPAs, accountants, enrolled agents, and individuals who process Form W-2, Wage and Tax Statement, and Form W-2c, Corrected Wage and Tax Statement.

IRS social media. Go to [IRS.gov/SocialMedia](https://www.irs.gov/socialmedia) to see the various social media tools the IRS uses to share the latest information on tax changes, scam alerts, initiatives, products, and services. At the IRS, privacy and security are our highest priority. We use these tools to share public information with you. **Don't** post your social security number (SSN) or other confidential information on social media sites. Always protect your identity when using any social networking site.

The following IRS YouTube channels provide short, informative videos on various tax-related topics in English, Spanish, and ASL.

- [Youtube.com/irsvideos](https://www.youtube.com/irsvideos).
- [Youtube.com/irsvideosmultilingua](https://www.youtube.com/irsvideosmultilingua).
- [Youtube.com/irsvideosASL](https://www.youtube.com/irsvideosASL).

Watching IRS videos. The IRS Video portal ([IRSVideos.gov](https://www.irs.gov/IVideos)) contains video and audio presentations for individuals, small businesses, and tax professionals.

Online tax information in other languages. You can find information on [IRS.gov/MyLanguage](https://www.irs.gov/MyLanguage) if English isn't your native language.

Free Over-the-Phone Interpreter (OPI) Service. The IRS is committed to serving our multilingual customers by offering OPI services. The

OPI Service is a federally funded program and is available at Taxpayer Assistance Centers (TACs), other IRS offices, and every VITA/TCE return site. The OPI Service is accessible in more than 350 languages.

Accessibility Helpline available for taxpayers with disabilities. Taxpayers who need information about accessibility services can call 833-690-0598. The Accessibility Helpline can answer questions related to current and future accessibility products and services available in alternative media formats (for example, braille, large print, audio, etc.).

Getting tax forms and publications. Go to [IRS.gov/Forms](https://www.irs.gov/forms) to view, download, or print all of the forms, instructions, and publications you may need. Or, you can go to [IRS.gov/OrderForms](https://www.irs.gov/OrderForms) to place an order.

Getting tax publications and instructions in eBook format. You can also download and view popular tax publications and instructions (including the Instructions for Form 1040) on mobile devices as eBooks at [IRS.gov/eBooks](https://www.irs.gov/eBooks).

Note. IRS eBooks have been tested using Apple's iBooks for iPad. Our eBooks haven't been tested on other dedicated eBook readers, and eBook functionality may not operate as intended.

Access your online account (individual taxpayers only). Go to [IRS.gov/Account](https://www.irs.gov/Account) to securely access information about your federal tax account.

- View the amount you owe and a breakdown by tax year.
- See payment plan details or apply for a new payment plan.
- Make a payment or view 5 years of payment history and any pending or scheduled payments.
- Access your tax records, including key data from your most recent tax return, your EIP amounts, and transcripts.
- View digital copies of select notices from the IRS.
- Approve or reject authorization requests from tax professionals.
- View your address on file or manage your communication preferences.

Tax Pro Account. This tool lets your tax professional submit an authorization request to access your individual taxpayer [IRS online account](https://www.irs.gov/onlineaccount). For more information, go to [IRS.gov/TaxProAccount](https://www.irs.gov/TaxProAccount).

Using direct deposit. The fastest way to receive a tax refund is to file electronically and choose direct deposit, which securely and electronically transfers your refund directly into your financial account. Direct deposit also avoids the possibility that your check could be lost, stolen, or returned undeliverable to the IRS. Eight in 10 taxpayers use direct deposit to receive their refunds. If you don't have a bank account, go to [IRS.gov/DirectDeposit](https://www.irs.gov/DirectDeposit) for more information on where to find a bank or credit union that can open an account online.

Getting a transcript of your return. The quickest way to get a copy of your tax transcript is to go to [IRS.gov/Transcripts](https://www.irs.gov/transcripts). Click on either “Get Transcript Online” or “Get Transcript by Mail” to order a free copy of your transcript. If you prefer, you can order your transcript by calling 800-908-9946.

Reporting and resolving your tax-related identity theft issues.

- Tax-related identity theft happens when someone steals your personal information to commit tax fraud. Your taxes can be affected if your SSN is used to file a fraudulent return or to claim a refund or credit.
- The IRS doesn’t initiate contact with taxpayers by email, text messages, telephone calls, or social media channels to request personal or financial information. This includes requests for personal identification numbers (PINs), passwords, or similar information for credit cards, banks, or other financial accounts.
- Go to [IRS.gov/IdentityTheft](https://www.irs.gov/identitytheft), the IRS Identity Theft Central webpage, for information on identity theft and data security protection for taxpayers, tax professionals, and businesses. If your SSN has been lost or stolen or you suspect you’re a victim of tax-related identity theft, you can learn what steps you should take.
- Get an Identity Protection PIN (IP PIN). IP PINs are six-digit numbers assigned to taxpayers to help prevent the misuse of their SSNs on fraudulent federal income tax returns. When you have an IP PIN, it prevents someone else from filing a tax return with your SSN. To learn more, go to [IRS.gov/IPPIN](https://www.irs.gov/ippin).

Ways to check on the status of your refund.

- Go to [IRS.gov/Refunds](https://www.irs.gov/refunds).
- Download the official IRS2Go app to your mobile device to check your refund status.
- Call the automated refund hotline at 800-829-1954.

Note. The IRS can’t issue refunds before mid-February 2022 for returns that claimed the EIC or the additional child tax credit (ACTC). This applies to the entire refund, not just the portion associated with these credits.

Making a tax payment. Go to [IRS.gov/Payments](https://www.irs.gov/payments) for information on how to make a payment using any of the following options.

- **IRS Direct Pay:** Pay your individual tax bill or estimated tax payment directly from your checking or savings account at no cost to you.
- **Debit or Credit Card:** Choose an approved payment processor to pay online or by phone.
- **Electronic Funds Withdrawal:** Schedule a payment when filing your federal taxes using tax return preparation software or through a tax professional.
- **Electronic Federal Tax Payment System:** Best option for businesses. Enrollment is required.
- **Check or Money Order:** Mail your payment to the address listed on the notice or instructions.

- **Cash:** You may be able to pay your taxes with cash at a participating retail store.
- **Same-Day Wire:** You may be able to do same-day wire from your financial institution. Contact your financial institution for availability, cost, and time frames.

Note. The IRS uses the latest encryption technology to ensure that the electronic payments you make online, by phone, or from a mobile device using the IRS2Go app are safe and secure. Paying electronically is quick, easy, and faster than mailing in a check or money order.

What if I can’t pay now? Go to [IRS.gov/Payments](https://www.irs.gov/payments) for more information about your options.

- Apply for an **online payment agreement (OPA)** ([IRS.gov/OPA](https://www.irs.gov/opa)) to meet your tax obligation in monthly installments if you can’t pay your taxes in full today. Once you complete the online process, you will receive immediate notification of whether your agreement has been approved.
- Use the **Offer in Compromise Pre-Qualifier** to see if you can settle your tax debt for less than the full amount you owe. For more information on the Offer in Compromise program, go to [IRS.gov/OIC](https://www.irs.gov/oic).

Filing an amended return. You can now file Form 1040-X electronically with tax filing software to amend 2019 or 2020 Forms 1040 and 1040-SR. To do so, you must have e-filed your original 2019 or 2020 return. Amended returns for all prior years must be mailed. Go to [IRS.gov/Form1040X](https://www.irs.gov/form1040x) for information and updates.

Checking the status of your amended return. Go to [IRS.gov/WMAR](https://www.irs.gov/wmar) to track the status of Form 1040-X amended returns.

Note. It can take up to 3 weeks from the date you filed your amended return for it to show up in our system, and processing it can take up to 16 weeks.

Understanding an IRS notice or letter you’ve received. Go to [IRS.gov/Notices](https://www.irs.gov/notices) to find additional information about responding to an IRS notice or letter.

You can use Schedule LEP, Request for Change in Language Preference, to state a preference to receive notices, letters, or other written communications from the IRS in an alternative language, when these are available. Once your Schedule LEP is processed, the IRS will determine your translation needs and provide you translations when available. If you have a disability requiring notices in an accessible format, see Form 9000.

Contacting your local IRS office. Keep in mind, many questions can be answered on [IRS.gov](https://www.irs.gov) without visiting an IRS TAC. Go to [IRS.gov/LetUsHelp](https://www.irs.gov/letushelp) for the topics people ask about most. If you still need help, IRS TACs provide tax help when a tax issue can’t be handled online or by phone. All TACs now provide service by appointment, so you’ll know in advance that you can get the service you need without long wait times. Before you visit, go to

[IRS.gov/TACLocator](https://www.irs.gov/taclocator) to find the nearest TAC and to check hours, available services, and appointment options. Or, on the IRS2Go app, under the Stay Connected tab, choose the Contact Us option and click on “Local Offices.”

The Taxpayer Advocate Service (TAS) Is Here To Help You

What Is TAS?

TAS is an **independent** organization within the IRS that helps taxpayers and protects taxpayer rights. Their job is to ensure that every taxpayer is treated fairly and that you know and understand your rights under the [Taxpayer Bill of Rights](https://www.irs.gov/taxpayerbill).

How Can You Learn About Your Taxpayer Rights?

The Taxpayer Bill of Rights describes 10 basic rights that all taxpayers have when dealing with the IRS. Go to [TaxpayerAdvocate.IRS.gov](https://www.taxpayeradvocate.irs.gov) to help you understand what these rights mean to you and how they apply. These are **your** rights. Know them. Use them.

What Can TAS Do for You?

TAS can help you resolve problems that you can’t resolve with the IRS. And their service is free. If you qualify for their assistance, you will be assigned to one advocate who will work with you throughout the process and will do everything possible to resolve your issue. TAS can help you if:

- Your problem is causing financial difficulty for you, your family, or your business;
- You face (or your business is facing) an immediate threat of adverse action; or
- You’ve tried repeatedly to contact the IRS but no one has responded, or the IRS hasn’t responded by the date promised.

How Can You Reach TAS?

TAS has offices [in every state, the District of Columbia, and Puerto Rico](https://www.irs.gov/taxpayeradvocate). Your local advocate’s number is in your local directory and at [TaxpayerAdvocate.IRS.gov/Contact-Us](https://www.taxpayeradvocate.irs.gov/contact-us). You can also call them at 877-777-4778.

How Else Does TAS Help Taxpayers?

TAS works to resolve large-scale problems that affect many taxpayers. If you know of one of these broad issues, report it to them at [IRS.gov/SAMS](https://www.irs.gov/sams).

TAS for Tax Professionals

TAS can provide a variety of information for tax professionals, including tax law updates and guidance, TAS programs, and ways to let TAS know about systemic problems you’ve seen in your practice.

Low Income Taxpayer Clinics (LITCs)

LITCs are independent from the IRS. LITCs represent individuals whose income is below a

certain level and need to resolve tax problems with the IRS, such as audits, appeals, and tax collection disputes. In addition, LITCs can provide information about taxpayer rights and responsibilities in different languages for individuals who speak English as a second language.

Services are offered for free or a small fee for eligible taxpayers. To find an LITC near you, go to [TaxpayerAdvocate.IRS.gov/about-us/Low-Income-Taxpayer-Clinics-LITC](https://www.irs.gov/advocate/about-us/low-income-taxpayer-clinics-litc) or see IRS Pub. 4134, [Low Income Taxpayer Clinic List](#).



<p>A Adjusted basis for installment sale 3 Assistance (See Tax help)</p> <hr/> <p>B Basis: Adjusted 3 Assumed mortgage 5 Installment obligation 11–13 Installment sale 3 Repossessed property 13, 14 Bond 6 Buyer's note 6</p> <hr/> <p>C Contingent payment sale 8 Contract price 3</p> <hr/> <p>D Dealer sales, special rule 2 Depreciation recapture income 6 Disposition of installment obligation 11</p> <hr/> <p>E Electing out 4 Escrow account 6</p> <hr/> <p>F Fair market value 2, 13</p>	<p>Figuring installment sale income 3 Form: 4797 17 6252 17 8594 9 Schedule D (Form 1040 or 1040-SR) 17</p> <hr/> <p>G Gross profit, defined 3 Gross profit percentage 3 Guarantee 6</p> <hr/> <p>I Installment obligation: Defined 2 Disposition 11 Used as security 6 Installment Sale 2 Interest: Escrow account 6 Income 3 Reporting 17 Unstated 10 Interest on deferred tax 15 Exceptions 15</p> <hr/> <p>L Like-kind exchange 8</p>	<p>N Note: Buyer's 6 Third-party 6</p> <hr/> <p>O Original issue discount 10</p> <hr/> <p>P Payments considered received 5 Buyer assumes debts 5 Buyer pays seller's expenses 5 Mortgage assumed 5 Pledge rule 6 Payments received 5 Pledge rule 6 Publications (See Tax help)</p> <hr/> <p>R Related person: Land sale 11 Sale to 6 Reporting installment sale 4, 17 Repossession 12 Holding period for resale 15 Personal property 12 Real property 13</p> <hr/> <p>S Sale at a loss 2 Sale of: Business 8</p>	<p>Home 17 Land between related persons 11 Partnership interest 9 Several assets 8, 17 Stock or securities 2</p> <hr/> <p>Sales by dealers 2 Section 1274 11 Exceptions 11 Section 483 11 Exceptions 11 Selling expenses 3 Selling price: Defined 3 Reduced 4 Single sale of several assets 8, 17 Special rules for capital gains invested in QOF 16</p> <hr/> <p>T Tax help 17 Third-party note 6</p> <hr/> <p>U Unstated interest 10</p>
---	---	---	---